




LIBRARY  
OF THE  
JOHNS HOPKINS UNIVERSITY



PRESENTED BY

*Catholic Club of Balto.*

















OSCAR R. GLEASON.

HOW TO  
HANDLE AND EDUCATE  
VICIOUS HORSES.

TOGETHER WITH  
*HINTS ON THE TRAINING AND HEALTH  
OF DOGS.*

BY  
OSCAR R. GLEASON.



NEW YORK:  
O. JUDD CO., DAVID W. JUDD, PRES'T.  
751 BROADWAY.  
1886.

SF 287  
.G 5

Entered, according to Act of Congress, in the year 1886, by  
OSCAR R. GLEASON,  
In the Office of the Librarian of Congress, at Washington.

*Lips of  
Catholic Club  
of  
Baltimore*



## PUBLISHER'S PREFACE.

---

THOUGH proverbially "the noblest of animals," the horse becomes of value to man only as he is subdued, trained, and educated. Under proper treatment and management he becomes tractable, intelligent, serviceable, and devoted to his master. The author of this volume has established a world-wide reputation for training and educating horses. Long practice and experience have brought his methods to such a state of perfection as to not only challenge the admiration, but to command the regard and gratitude, of all lovers of horses. This volume teaches the reader how to put these methods in practice. Under its directions every one, man and woman alike, can acquire the art of mastering horses.



# CONTENTS.

---

## PART FIRST.

	PAGE
Life Sketch of Oscar R. Gleason, Horse Educator.....	9

## PART SECOND.

The Education and Training of the Horse.....	71
--	----

## PART THIRD.

Teaching Horses Tricks .....	111
------------------------------	-----

## PART FOURTH.

Ages of Horses .....	119
----------------------	-----

## PART FIFTH.

Practical Suggestions on Scientific Horseshoeing.....	123
---	-----

## PART SIXTH.

Diseases of Horses.....	135
-------------------------	-----

## PART SEVENTH.

Ladies' Equestrianism.....	177
----------------------------	-----

## PART EIGHTH.

Training and Health of Dogs.....	183
----------------------------------	-----

## LIST OF ILLUSTRATIONS.

---

	PAGE
Portrait of Gleason, Oscar R., frontispiece.	
Portrait of Gleason, Charles R., Jr.....	11
Goldsmith Maid.....	21
Rockwell, A. H., Driving.....	23
The Horse Resolute.....	27
Mambrino King.....	50
Gleason, Prof., Driving Rysdyk.....	68
Gleason, Prof., in the Ring.....	70
Head of a Perfect Horse.....	72
Training Horse in Enclosure.....	74
For a Halter Puller.....	75
First Lesson in Colt Driving.....	77
Eureka Bridle.....	79
Double Safety Rope.....	80
Gleason's Surcingle.....	80
Bonaparte Bridle.....	82
Not Afraid of Umbrella.....	83
To Prevent Jumping Fences.....	84
Remedy for Tail-switching.....	85
Handling Hind Foot.....	86
Position of Thrown Horse.....	87
For Driving a Puller.....	90
Strap for Jaw.....	91
Giving a Horse Medicine.....	96
Gleason's Simple Riding Bridle.....	97
Bridles.....	79, 82, 97
Jerome Eddy.....	110
Teeth of Horses.....	119, 120
Portrait of St. John, Geo. A.....	122



## PART FIRST.

---

### LIFE SKETCH OF OSCAR R. GLEASON,

#### *HORSE EDUCATOR.*

---

DURING the past ten years I have lectured on the subject of horsemanship to not less than 1,500,000 people, in this country and Canada, all of whom, judging from the attention given to what I have had to say, are more or less interested in my origin and history. In response to the many inquiries made of me on this subject, I take pleasure in offering to my numerous friends the following sketch, which it is hoped will also serve as an introduction to those who have not yet seen me—the myriads whom I desire to meet and to benefit by the experience I have had, and which I hope to be able to impart in a manner at once plain and comprehensive.

#### MY PARENTS.

First—as a slight tribute of love, respect, and pride, I desire to speak of my departed New England mother and father. The maiden name of my honored mother was Ellen F. Drury, a native of Salem, Mass. She was one of those earnest, determined, and devoted women whose character and life have done so much in shaping and directing the minds of the best class

of the bone and sinew portion of the people in New England. Let me here say that I believe no class of people in our country ever accomplished more by hard, unremitting labor than the wives of our old New England farmers. My mother's life was no exception to this rule. With her large hazel eyes, light curly hair, and loving heart, she was the joy of my boyhood's happy home; and her departure to a better land while we were living in Iowa, in 1871, made a void in a home never to be filled. In this connection I may state that my stepmother, Marcia Densmore, of West Townsend, Vt., was all that one not an own mother could be. Always to me very kind, my recollections of her are of the most pleasing character.

My father, Charles F. Gleason, Jr., a native of Rhode Island, was fully six feet in height, about two hundred pounds in weight, with light complexion, blue eyes, sandy beard, and very strong, his knees being double-jointed. Parties in Dana, Mass., have seen him lift a barrel holding forty-two gallons of cider from the ground and elevate it so as to be able to drink out of the bung-hole. He also, once, in North Dana, won a wager of an oyster supper for a large number, by carrying a man named Harrison Barrows, weighing 225 pounds, three fourths of a mile on his back. What made this very hard to accomplish was the fact that the bystanders poked so much fun at them, as they sped on their eventful journey, that they were obliged to laugh heartily all the way; yet my father offered to carry the man back to the starting-point for one hundred and fifty dollars without once letting him down, but could get no takers. Almost every night, after a hard day's work, with from fifteen to fifty neighbors and those who would come from long distances for the fun, he

would go out for coons with his dogs (of which he bought and kept the best) until long past midnight. For many years he was engaged in the palm-leaf hat business, having splitting factories and bleacheries in Dana, Hardwick, Greenwich, Barre, Athol, Petersham,



CHARLES F. GLEASON, JR.

and Orange. The leaf was to be found in almost every house in Massachusetts, Vermont, New Hampshire, and Maine, where it was braided into hats by the women at home.

## FATHER AN EXPERT HORSEMAN.

This required a large amount of riding and teaming, and my father always had from seven to twelve of the best horses. He had on the road, all of the time, at least fifty pedler wagons, with which the leaf was distributed and the hats collected. Once, on one order, 40,000 dozen hats were moved in a night from Athol to Barre. When my father heard of a runaway or vicious animal, he would go miles to buy it, claiming that only the best horses were vicious. He went to Londonderry to buy a horse "warranted to run away and break his neck the first time he was hitched." After completing the bargain at the hotel, my father, by ringing a bell, attracted a crowd and invited them in to take something preparatory to having his neck broken. Then, hitching the animal up, he drove off and landed at Deerfield, eighty miles away, the next morning. He declared that the best way to cure a runaway was "to show him the end of the road." I never knew him to have a sick or lame horse, for, although he gave his animals hard drives, he always took good care of them after so doing. He never drove less than ten miles an hour on the road.

## FATHER'S WESTERN EXPERIENCES.

In 1864, buying grain for Government offered better prospects for money-making, and, settling own in Clifton, Iroquois County, Illinois, my father built a large elevator, the largest in the State at that time, and was doing an immense business when the war closed. The demand for corn suddenly stopping, an immense amount was left on my father's hands, the loss upon which ruined him financially. Somewhat discouraged, he returned to New England and to the palm-leaf hat business, although on a much



smaller scale than formerly. At Orange, where he made his home, he met with great success, so that in 1868, at Millington, Mass., he opened the large brick hotel known as the Millington House. This he furnished in the most expensive manner, and the hotel became well known as the horsemen's headquarters.

A very interesting event occurred here one day during my father's absence. At that time the liquor law was strictly enforced. Detectives were "nosing around," seeking for what they could devour, and called at the Millington House. My mother suspected at once who they were. Telling me to look after their horses, she went to the room where the demijohn was kept, and taking in her apron some crackers as well as the aforesaid article, carried it out from under their noses, plunged it into the soft soap barrel and pushed it to the bottom. On my father's return the next day it was hard work for three men to pull out that demijohn. On that occasion I remember receiving two dollars for taking care of the detectives' horses.

When a young man my father was badly gored by a bull, from the effects of which he never fully recovered. He also was much troubled with inflammatory rheumatism, which complaint he thought was aggravated by our long, cold winters. Impressed with the idea that a life in the West might benefit him, he disposed of his hotel in Millington, and removed his family to Dakota, Humboldt County, Iowa, about ninety miles above Fort Dodge, on the west branch of the Des Moines River, where he bought a large stone mansion one and a half miles from the village of Springville. Here he built an extensive meat-market, a large hotel, restaurant, and several houses, going largely into the live-stock business, his butchering averaging about five carcasses a week for the local

demand. He devoted his whole energies to his business, taking better care of his animals than of himself. While here, by his determination and example he prevented the town from being swept away by the floods. Taking hold at a time when all his neighbors expected everything would be ruined, he filled up the already large breach with boulders and sacks. This example infused new life and vigor into the dazed citizens, who, seeing they had a live Yankee for a leader, took hold with a will, so that there were at work at this critical time not less than five hundred men with almost as many animals. Bidding defiance to the raging flood, they succeeded, by almost superhuman efforts, in counteracting the threatened destruction.

Finding his days for hard work over, my father was obliged once more, in 1871, to return to the East, where he went into the sewing-machine business, selling often in one day, without leaving the hotel parlor, ten machines at a profit of at least seven dollars each. This business he followed successfully in New Hampshire, Vermont, and Maine. He afterwards carried on a large meat and live-stock business in West Townsend, Vt., two or three times a year driving large lots of cattle to Connecticut, in company with Mr. Sprague of Weston. He died in 1884, his health having been failing for two or more years. His connection with my travels in the horse-training business will be narrated further along in this autobiography.

#### MY BIRTH AND EARLY LIFE.

On the 14th of July, 1856, at Petersham, Mass., a commotion was caused in that quiet, pleasant country village by the arrival of a no less important individual than myself. Although no hangers, show-bills, or

dodgers were issued on the occasion, as has been the custom since, wherever I have been expected, a goodly company was collected—enough to “fill the bill,” at any rate, and all that the event required.

Very early in life I evinced a great fondness for horses. Ever since I can remember my father, he was the owner of vicious horses, knowing well the fact that such animals are generally good ones. Thus I had a rare opportunity for developing my leading inherited passion, which became quite marked before I was eleven years of age. At that time, unknown to my father, I succeeded, after trying for two days, in harnessing and driving a young, nervous, excitable, well-bred, fast horse he had lately purchased—the former owner having disposed of it on account of its liability to run away. In an old chaise I set out for Dana, for which place my father and mother had already started. After an hour's ride I passed them at a break-neck pace, was soon out of sight, and reached my destination safely. My father was much frightened, expecting to see me dashed to pieces by the horse he was himself afraid to drive. I received much praise for my daring from those who saw me drive up as I did; and my father could not make up his mind to punish me, as he had determined to do, but finally made me a present of the horse. This animal was afterwards sold for about three hundred dollars. I relate this incident merely to show that thus early in life I had as strong a desire to master and control a horse as I have now.

When my father went to Iowa I was about twelve years old, and when he presented me with a beautiful cow pony I thought my happiness was about complete. There seemed to be no enjoyment except with my faithful horse. While driving cattle, all I had to

do was to let my pony know which particular animal was wanted; after it he would go, and separate it from the others without having to be directed by the reins. Once, I remember, where the road led over a bridge across the river, one of the steers bolted out of the road and down the bank. After him, without a word from me, went my pony and into the river. "Look out for quicksands!" shouted my frightened father from the bridge. I was then in deep water, my pony swimming close up to the steer and biting at him to hurry him through the water. We safely emerged on the other side, though somewhat moistened. At this time I became quite an expert butcher. In the winter, while on my pony hunting wild cattle, I would shoot one, dress it and cover the quarters with snow, which would absorb all the blood, leaving the carcass in fine shape for taking away when the team arrived.

Thus I enjoyed two years of Western life with my pony and my Newfoundland dog Trusty. At that time no railroad was in operation, and I never shall forget the long stage-ride of one day and night from Boone to Des Moines, passing only two houses or huts. At one of them, however—a sod hut belonging to an Irishman, twenty miles from any other habitation—I had the best dinner, I think, I have ever eaten, consisting principally of pork steaks, while pigs and goats were running in and out of the house, apparently as much at home as the two-legged occupants.

When my father was in the sewing-machine business I became an expert operator, and would teach the young ladies to run one, after my father had effected a sale. Thus I was handy and useful at the same time, and I think the ladies rather liked me for a teacher. We were then living in West Townsend, with my new mother, and for the first time I had an

opportunity of going to school. But I did not make much of a scholar, as my mind was too full of horses and outdoor work. I much preferred going to Connecticut with one of father's droves of cattle.

#### MY START AS A LECTURER.

About this time Professor C. H. C. Williams, of the well-known horse-taming firm of Rockwell, Hurlburt & Williams, visited the place, and my father and I joined the class. I was greatly interested in what I saw, and went to a number of towns where the Professor was forming classes. When I saw how much money he was taking in, I made up my mind to go and do likewise. After thinking it well over, I told my father what I had determined to do. He said: "You lecture! Why, the folks will laugh at you; they will stone you," etc. But nothing he could or did say made me change my mind. "I will give you six months as being all the time you will be away from home," said my father.

My first bills, or hangers, were written for me by Miss Gordon, of West Townsend, Vt. They were about two feet long, and, after each performance, were taken down and saved for the next occasion. My first lecture was given at Wardsboro City, Vt., in front of Waite's Hotel, at 2 P.M. I formed a class, and, to my great astonishment, took in twenty-two dollars. This lecture I delivered standing in a wagon, my knees shaking as if I had been caught in some criminal act. This amused my hearers, but they were well satisfied with what I had to show and explain. My success gave me great encouragement, and for two weeks I continued the exhibition, returning home with just the amount I started out with.

At that time my father owned a buckskin mare,

four years old, but she was almost a confirmed balker and kicker. I asked leave to teach this mare, and received his consent. I named her Topsy, and, with the assistance of John Page, son of the postmaster of West Townsend, in four days taught her to drive without reins. When I asked my father for the use of this horse, his reply was: "Yes; if you are determined you will go into the business." In September, 1876, with Topsy, the wagon, straps, etc., I started on a travelling tour. On bidding good-by to my father, he said, "You will be back in about six months." "Not without a fortune," I replied. He offered me money to take with me, but I declined it, and left with just seventy-five cents in my pocket, and have never been to West Townsend since.

At West Brattleboro' I remained one day, gave a lecture, and received just money enough to defray expenses. My first hand-bills, 6 x 4, were struck off at Halifax, where I hired a boy, for twelve dollars per month, to go with me. Here I was surprised and much pleased by a call from Professor D. Wilder, of the firm of Rockwell, Hurlburt, Williams & Wilder, and an old friend of my father. This gentleman was so much interested in me and my mission that he sat up all night giving me information and advice, which have been of great value to me since. He gave me a copy of his book, and showed me the hand-bills he had used on his tours since 1860. I shall never forget his kindness in giving me "points," which have proved of great assistance. Mr. Wilder was the owner and educator of the famous Black Hawk stallion, known throughout the country as one of the most wonderfully trained performing horses.

Passing through Colerain, Shelburne Falls, Greenfield, Deerfield, and Holyoke to Hazardville, I made

my headquarters at the Charter House for three months with Sylvester Charter. Then I went to Thompsonville, Suffolk, Warehouse Point, Windsor Locks, South Hartford, Middletown, Manchester, Stafford Springs, West Winsted, Collinsville, Unionville, Meriden, New Haven, Guilford Springs, Saybrook, Essex, Chester, Colchester, Durham, Wallingford, New Britain, and back to Hazardville. While at Manchester I met my father for the first time since I left home. I can still see his astonished look as he heard for the first time, while sitting on the stoop of the hotel, my lecture to a large audience; and he was still more astonished when he saw me take in \$270. He had taken in considerable money in his day, but never at the rate of two hundred dollars an hour. His first words were, "Don't you want a partner?" At Hazardville I remained about four months, giving instruction in the education of horses; I also trained a bay horse I had purchased of Henry Bristol, of New Haven, for \$110. About New Year's day my father joined me, bringing with him two wagons, two horses, and three new harnesses.

The winter being an open one, I continued giving exhibitions out-of-doors, travelling with wagons. While at Stafford a man interrupted me in one of my lectures, saying, "Oh, God! Rockwell used to drive his horses without lines and no bridle on his horse." My reply was: "I only use lines for the safety of my hearers. Take off the bridle and I will show you I can do with a horse anything that any man can." I had my buckskin mare Topsy with me. I had never made the attempt to drive her in the shafts without lines, although they were generally hanging loose on the dasher. You can imagine somewhat my feelings when he obeyed my injunction to take the bridle off;

but I nerved myself up and gave as fine an exhibition as any man ever made—driving her entirely by the motion of the whip, backing, turning to the right and left, stopping, etc.; and ever afterwards I used her entirely without bits or lines, which proved to be one of my best cards. At Manchester I obtained my first items in regard to shoeing from a Mr. Stone, the inventor of the never-slip shoe, sitting up with him until three o'clock in the morning.

#### SECOND LECTURING TOUR.—PROGRESS.

In April, 1877, I commenced on the road again, having had my wagons repaired and painted. The first exhibition was before at least one thousand persons, and will long be remembered by me, owing to the result of a race between a mustang pony and a horse belonging to Sylvester Charter. The pony bolted, and completely smashed my buggy, which had just been put in fine condition. On the next day I started with six horses and seven men, my father going ahead as advance agent.

At Springfield I had my first book printed. Its title was, "New Treatise on the Art of Training Horses: by Prof. O. R. Gleason." When I arrived at Westfield, Mass., I found a horseman by the name of Dennis Magner ahead of me; but since that time I have always kept ahead of him, and still intend doing so by beating his time.

Next I went to Chester, then to Chatham Four Corners, N. Y., via several small towns; then to Hudson, and across the river to Athens and Catskill; then to Fishkill Landing, crossing back to Newburgh; then to Orange County, where I paid a visit to the farm of Alden Goldsmith, once owner of Goldsmith Maid, from whom I received many favors, and with whom I





GOLDSMITH MAID.

BRISTOL

had a very pleasant time. From this place to Chester, Warwick, Florida, and Goshen, going to Charles Bachman's fine stock-farm, where there were about three hundred splendid horses; to Middletown, Deckertown, N. J.; Newton, over the mountain to Port Jervis and Milford, and then, over the longest, most mountainous, tedious, hard road I ever travelled, to Hawley, Pa., where I did an immense business through May and June. At Honesdale I formed a very large class, and handled a most vicious mare that had not been driven for two years. I had through here a pleasant time with the people, but it was rough travelling over the hard, hilly roads; yet I was well paid, being the first horseman who ever visited the region. From Mount Pleasant we went up hill and down to Montrose, stopping at the Franklin House, kept by John S. Tarbell. Mr. Tarbell was the man that started the lamented A. H. Rockwell, the noted horse-tamer, who afterwards became, next to John H. Rarey, the most eminent horseman in this country. Mr. Rockwell came to Mr. Tarbell's place without one cent of money, telling him that he could train Morgan Tiger, a fine but vicious horse belonging to Mr. Tarbell, to perform many tricks. Mr. Rockwell was promised fourteen dollars a month if he succeeded in so doing. The work was so perfectly accomplished that together they gave exhibitions, making a large amount of money.

#### ANECDOTE OF MR. ROCKWELL.

At this place Mr. Rockwell first made the acquaintance of the lady that afterwards became his wife against the consent of her father, who refused to let her have anything to do with a "horseman," considering him far beneath her in social standing. But the

A. H. ROCKWELL, DRIVING.



young people eloped, and were married at Mr. Tarbell's house. Mrs. Rockwell's father, becoming involved, had been obliged to raise money by mortgaging his farm. Some time after Rockwell took occasion to visit the old gentleman, but was received very coldly, saying "he wanted nothing of him," etc. Coolly taking a roll of bills from his pocket, and handing the same to his father-in-law, Mr. Rockwell said, "Pay off the mortgage on your place, and take things easy now, for we have plenty of the 'stuff.'" He also took with him into business two of his wife's brothers, making the whole family rich. They were afterwards all lost in the Pacific Ocean by the sinking of the steamer Pacific, in November, 1875.

While at Mr. Tarbell's my time was very pleasantly and profitably spent, the landlord refusing to take one cent for the trouble I had made him. Going from there over the mountain roads—while in the wagon driving Topsy without bits or lines—my father, who was on the seat beside me, suddenly fell over with heart disease. Before I could say a word, the horse stopped short and would not move until, with considerable trouble, we managed to get my father out and on the ground, where he recovered.

#### MY FIRST TALL HAT.

During my stay at Montrose I concluded to buy me a tall hat. It was the first one I ever possessed. Up to that time I had always worn a common wool-cloth cap and standing collar, and never had worn an overcoat previous to 1880. I also wore side whiskers, and sported a silver watch attached to a long bamboo chain. This hat required more of an outlay in wetting it thoroughly than the original cost. It afforded plenty of fun to my friends, if not to myself; at any

rate, when I had the tall hat on my head I felt like a much more important individual than before.


#### EXPERIENCES IN PENNSYLVANIA.

We next went to Susquehanna, Deposit, and Hancock, and over terrible roads to Bath, Pa. Then through Bethlehem to South Bethlehem, where I remained three days and formed a class of over two hundred; next to Cooperstown, Quakerstown, and through several small places to Norristown. Here the Germans were distrustful of horsemen, my approach being heralded by "Look out for him," so that I had quite a picnic, and, taking in no money, finally arrived at Philadelphia. Stopping with Mat Ifill, I soon made the acquaintance of Robert Steele, an extensive and well-known breeder of fine horses. In company with my father, I visited the grand Centennial Exposition, enjoying much this unequalled display of the great resources and wealth of our country. My visit in Philadelphia was very pleasant and never to be forgotten. While visiting and calling upon the many noted horsemen, I heard of a horse which was particularly vicious and unmanageable. It was a very fine-bred and fast animal, but from bad handling had become almost worthless. This was the well-known and now famous horse Resolute, belonging to Mr. James Cooper. The horse had a record of 2.22, but no man had been able to drive him for a long time. Every horseman in that region knew of him and of his ugliness. Now was my opportunity to request the privilege of handling this horse. Mr. Cooper replied, "Oh, no; too many of these horse-tamers have done their prettiest, but have been obliged to give him up as entirely unmanageable and, instead of doing him any good, have left him

more dangerous and savage than ever." I put into Mr. Cooper's hands \$300 to be forfeited if I failed, in not over sixty minutes, to completely subdue, harness and drive this horse. Mr. Cooper agreed, saying he "knew of no better or easier way of making \$300 clean." My father was travelling with me at this time, and when he learned what I had done, he refused to have anything to do in the foolhardy, and, in his opinion, impracticable, undertaking. Nothing daunted, and more determined than ever, I hired of Messrs. Doyle, Nichols & Co. their old Race-street Bazaar for one afternoon. Not having money enough to advertise in the papers, I ordered some hand-bills at the *Ledger* office. While I was reading one of them a gentleman approached and said, "What is all this?" When I explained the business to him, he observed that I ought to call the attention of the public to it through the morning papers. To my reply that I had not the money, he said: "Well, I will do it for you. I am Geo. W. Childs, the proprietor of the *Ledger*." He was as good as his word, and came himself in his carriage, which was driven into the building, and in which he sat during the entire lecture. My father was still certain I would not only lose the \$300 deposit, but be in debt for the rent of the hall. He kept away until I sent a request that he would assist me in selling tickets; and for one hour at least he and an able assistant had all they could attend to in taking in the money.

After explaining my method, I commenced on Resolute, who was rearing and struggling to free himself from the grasp of four men, and in just thirty minutes I had him so thoroughly under my control that I drove him round the ring without bridle, lines, or bit. I fired a pistol several times, opened and closed

an umbrella while on his back, tied tin pans to his tail, gave him my full and complete test, and the animal showed plainly that I was his master, and was now as tractable as he was disobedient and refractory before. I made him perform feats and tricks, my success being so apparent that it seemed as if the audience



THE HORSE RESOLUTE.

would never cease applauding. In handling this horse I placed him in an enclosure or ring about fifteen feet in diameter, without even a halter on him. Approaching him, I snapped the whip, at which the horse turned upon me with his heels. I gave him a sharp cut around the ankles, until he turned his head towards me; I then patted his face and head. He soon learned it was far

better not to turn his heels towards me, and in five minutes I had him quietly following me around the ring. I then placed my bridle, called the "Eureka," on his head and mounted him. Then, before putting him in the shafts, by means of my double-safety rope I convinced him of the impracticability of attempting to run away, rear, or kick. This horse was driven for two years without any trouble, and afterwards sold to a gentleman in New York State. I was advised to remain in Philadelphia longer, owing to the immense success I had achieved; but other counsels prevailed, which I subsequently had reason to regret.

#### IN DELAWARE, NEW JERSEY AND NEW YORK.

Soon afterwards, at Wilmington, Del., I came in contact with another noted horse, called Running Gail, belonging to the father of Budd Doble, the expert horseman and driver. The owner of this horse really believed no man could handle, much less drive, him; and you can imagine somewhat his surprise and astonishment upon seeing me drive up to his hotel at Harris Corner, with his horse hitched to a skeleton wagon, accompanied by Dr. B. F. Vandeuur, a noted veterinary surgeon. The value of this horse was increased tenfold, and was bid for lively at Mr. Doble's public sale. The last I heard of him, he was working kindly and was very gentle. This success brought me in contact with all the horsemen in the vicinity, where I remained two months, much to the benefit of my bank account.

On leaving Wilmington my route was towards Hackettstown, N. J. With me now were my father, C. Newland, a well known horseman who formerly travelled with the late O. S. Pratt, and five men and horses. Passing through a number of places as far



north as Morristown, I did a fair business; but my expenses were necessarily large, so that the amount which stuck to my fingers was not great. Thinking I could do better in another field, I made a jump, as it were, to Brewster, N. Y., passing rapidly over about 200 miles and through a large number of places in four days, without giving an exhibition. My father went ahead to Dover, at which place he felt compelled, by failing strength, to give up travelling and to return to his home. I also had discovered that it was hard work to do enough to pay expenses of horses and men on the road; and, after a long consultation, concluded to give up travelling with horses and go entirely by rail. My father was to take all the animals with him to Vermont; and on the morrow there was a sorrowful adieu, for I could but feel that this would be the last time I would ever see him, and I think he thought so, too. Shaking him affectionately by the hand, I turned away with eyes filled with tears, to give my Topsy a farewell caress, and, I am not ashamed to say, a farewell hug around her neck. And thus we parted, never again to meet on earth. Soon after reaching home, my father had another attack similar to the one he had while crossing the mountains in Pennsylvania, and he was laid quietly away before I even heard of his departure.

#### CONNECTICUT AND EASTERN NEW JERSEY.

I had become much attached to my faithful and intelligent mare, Topsy. For a long time I had been using her entirely without reins, and she obeyed my every word and movement. We had learned to rely implicitly upon each other, while with me nothing was too good for her, and it was evident she fully appreciated my kindness. Mr. Newland and myself

now went to Danbury, Milford, and Stamford, Conn. The weather was intensely cold, and the snow deep, and we could not more than pay expenses. We then went through the Eastern part of Jersey, lecturing in a large number of small towns with poor remuneration. On this trip there was brought to me at Windsor the meanest, most treacherously vicious animal I had ever met with. The remark of the Doctor, to whom the animal belonged, was: "There, Professor, take her and don't let me ever see her again; she is too mean to live." I succeeded in doing more with her than any other man had ever been able to do, and with this animal started for Philadelphia; but we gave no exhibitions there, as Newland had become thoroughly convinced that there was no money in the horse lecturing business, and, to tell the truth, I felt so myself. So here we parted, Newland going home.

#### IN THE "KEYSTONE STATE" AGAIN.

My next visits were to Media, West Chester, Downingtown, and Kennett Square, Pa., without doing enough to pay expenses. In fact, I was "dead broke," and was obliged to sell my horse, parting with him without reluctance, for he was too ugly to learn anything. I have since learned that this animal came near killing the man who attempted to take care of him. Going to Old Chester, I took in money enough to carry me to Easton, where I billed the town and took in considerable money during the three days I remained. Thence my road led over the mountains to Bangor; tired, exhausted, and almost discouraged, I concluded to give up "horse education" and go into "horse doctoring." I found it was not an easy matter to cure spavins, ring-bones, etc., etc., however, and consequently my "shingle" as Dr. O. R. Gleason, the

noted and successful veterinary surgeon, did not remain up long, and on the first of August I was on the road again, going to Catasauqua and Slatington among the Germans, and thence to Hazleton and Ashland, into the great coal district through Pottsville, Mackinaw City, Shamokin, and Minersville. This trip was very pleasant as well as interesting, for I went down into the mines and was filled with wonder and astonishment at the immensity of the underground work. Reading, Pa., was my next stopping-place, where I gave exhibitions in the opera-house belonging to John Michler, afterwards known in connection with the Equine Paradox. At this place I accomplished the unheard-of feat of taking twelve vicious horses up an entire flight of stairs into the opera-house and handling them all in one evening, with only some "green" help. Among these horses was one known as Little Mary, with a record of 2.22.

From Reading I went to Lancaster, and through several towns to Chambersburg, making headquarters at Miller's Hotel. Owing to urgent requests, I allowed myself to depart from the rule I had adopted, to not handle any mule, by consenting, after considerable importuning, to subdue a particularly vicious brute, well-known throughout the neighborhood. I succeeded completely, contrary even to my own expectations; but while removing the straps from the brute, turning my back for an instant, it seized me by the arm and carried me at least fifteen feet. After recovering from fainting caused by the pain inflicted by the teeth of this vicious animal, I was obliged, almost alone, to remove the cord from her head. In this disabled condition I was obliged to drive fifteen miles to Shipensburg, arriving at two o'clock in the morning, where I was laid up for three weeks. At this place

my enforced stop, in spite of my disabled condition, proved a very agreeable one, and I was well-cared for.

#### GREAT DINNER AND GRAND CAVALCADE.

From Shippensburg I started out for new fields, and at Little York and the towns around it I struck a bonanza, for which I was indebted largely to my friend, John Harmon, a policeman, who not only knew everybody, but was liked by all except those who knew him officially. It was my luck to follow a would-be horseman, who had not only failed in handling a number of vicious brutes, but whose reputation was unsavory. I at once offered to handle and subdue any and all animals, without distinction, and my efforts were crowned with such success that a class of over 1,300 was formed in and about this place. I had regular days for visiting the adjoining towns, and my scholars could depend on me, rain or shine. My charge was two dollars for each member. Considering the fact that I had but nine dollars in my pocket when I arrived here, I had good reason for being well satisfied with my visit to Little York. One day I asked my landlord what he would furnish a turkey dinner for with all the "fixings" for six hundred people. "Are you crazy?" he asked; but, finding me in earnest, named his price, and I told him to go ahead. To this dinner I invited all my patrons, and on the appointed day, six hundred of my pupils turned out on horseback to attend the reception given by me, to be followed by the grand turkey dinner, which lasted from twelve to four o'clock.

This parade will long be remembered, as it was the great event of the place and time. I had four bands of music and rode in an open buggy, drawn by four beautiful black horses, and was escorted by my pupils,

mounted. Some had saddles, some were bareback, with blind or open bridles. Some of the riders wore tall hats, while others had slouch-hats and caps; some wore coats, some were in their shirt-sleeves, but all were enthusiastic and entered with great spirit into whatever I suggested or directed. Probably no such parade or assembly of horses had been seen since the time of the great battle in 1863. On this occasion I was presented with a beautiful, gold-mounted whip. The parade was formed on the Gettysburg pike, one and a quarter miles from the town, under the marshalship of Dr. Kane, who, after countermarching, brought the whole cavalcade back in fine shape to the United States Hotel. This affair cost me \$825. The bands of music came from four different towns; I don't know where the turkeys came from, but there was a huge wagon-load of them. The town was literally packed with people; the windows were filled with ladies, and certainly it was a great affair. I was a "lion" on that day in the estimation of the good people of Little York and vicinity, as I stood on a platform erected for the occasion, with a living witness of my prowess, the well-known Dover horse. This animal had, for nearly a year, defied all efforts to harness him; it was even almost impossible to enter his stall. The other would-be horseman had signally failed on the animal, which had won me renown throughout this part of the country.

Soon after my arrival, it was circulated that another so-called horse-trainer was to be "cleaned out." When one of the first animals was brought to me, I was informed, with many a knowing wink, that I would have my hands full. He was a remarkable animal, I will acknowledge; but after a lesson of not exceeding three hours he was so completely convinced that he

must obey, and no harm would follow, that his owner harnessed him, and with his daughter returned to Dover that afternoon—to the astonishment of thousands who had known the animal for years as utterly worthless, because entirely and completely unmanageable. On the day of the dinner the owner had driven him from Dover with his family, in order to produce this living witness of the power and stability of my unrivalled method of educating horses.

SUCCESS IN MARYLAND.—AN EXCURSION.

At Hagerstown, Md., John Cost, a well-known livery-stable keeper, consented reluctantly to allow me to make a trial on his Kentucky thoroughbred horse Prince, fearing, however, that my system was the same brutal method that other men had been practising. This horse, Prince, had just been purchased much below his value, simply because it was impossible to prevent him from running away. One Thursday I gave this animal a lesson, lasting forty minutes, and on Friday drove out through Court Square, to the astonishment of every man, woman, and child in the city, who had turned out as if to see a circus. During the exhibition, while I was driving rapidly, a bolt on the shafts became loose, causing them to fall on the horse's heels; but so thoroughly had I instilled the meaning of the word "whoa!" into the mind of Prince that, as soon as I uttered it he stopped and stood perfectly still while the bolt was replaced. My success here was assured, and for four months I reaped the benefit of my good fortune. I believe I was the first horse-lecturer who ever travelled through the Shenandoah Valley. At Harrisonburg my success was simply immense, having, during a visit of thirty days, thirty-three hundred members in my classes at

three dollars each. As a slight acknowledgment of the kindness and courtesy extended to me at this place, I gave a grand excursion, running a special train of ten coaches from Winchester to Harrisonburg, a distance of ninety miles, and gave an exhibition of my method and system to over eight thousand persons, probably the largest gathering ever before seen in that city.

#### A PLEASANT SOUTHERN CAMPAIGN.

Proceeding South, through Staunton, Charlottesville, Lynchburg and Danville—having at each of these places a very pleasant as well as profitable visit—I reached Raleigh, where I perfectly astonished the people by taking two horses belonging to Dr. Meadows up two flights of stone steps into the theatre. These stairs were on the outside of the building, and although the mud was almost knee-deep, the street around the building was literally packed with spectators to see the remarkable feat performed. At Goldsboro' I also repeated, to a vast crowd of spectators, what I believe no other man ever successfully accomplished—taking three horses up a long flight of stairs into the theatre. Again, at Greensboro', a wild mustang was as much surprised as the spectators, by finding himself so paralyzed by my voice as to go upstairs on the stage of Dr. Benbow's hall in less time, actually, than it takes to record it. At Raleigh my first exhibition was with seven runaways and kickers, all of them remarkably bad horses. These all had to be taken up three flights of iron steps into the only hall or exhibition room in the town that was large enough for the purpose. Among those present was Governor Jarvis, who was so much pleased with what he had seen me do that he sent his acknowledgment in the shape of an exceptionally elegant and

complimentary letter, stating how heartily he endorsed my method, etc. At Winchester, N. C., I took two wild and vicious horses up three flights of stairs, giving an exhibition with them and safely bringing them down again after the display closed. The owner felt sure that I would be obliged to lower them by rope and tackle; in fact, he was on the hunt for ropes and help. But, on his return, was surprised at finding the horses safely on *terra firma*.

After leaving Raleigh, I met with poor compensation for my services. Arriving in Charleston, S. C., with not money enough to pay my fare in the bus from the depot to Charleston Hotel, I said to the bewildered fare-taker, "Why! I am to ride back with you, and will pay then." At the hotel, being shown to an indifferent room, I protested and was given the "bridal chamber," with which I was satisfied. At ten o'clock the next forenoon I gave an exhibition, and returned to my "bridal chamber" and four-dollar-a-day hotel with one hundred and sixty dollars in my pocket, and having a load of anxiety taken off my shoulders thereby. But here, as well as elsewhere in the South, I found the people more interested in raising a crop than in the question of how to educate horses. But I must say, however, that I never was better treated or more hospitably received than by the Southerners. I have always found a friend when in need, and often have very willingly accepted a "T. D." pipe in place of a fine cigar. The colored people I found always very much interested in my lessons and exhibitions, although they considered and believed me endowed with the evil-eye by seeing me exercise such power over the animals with my eye alone. While warning each other with a "Take care—he's a wizard!" they little dreamed that drawing a horse to



me, as I was in the habit of doing, was merely an act of curiosity on the part of the animal. I often had mules brought to me, but I always declined handling them, requesting the owners to keep them for the mule-man that was to come after me. By request I made a stop of five days at Charleston, much to the benefit of my pocket-book.

Through the influence and assistance of Mr. Jones and Dr. Swift, at Atlanta, Ga., I succeeded in forming a class of citizens at five dollars each, which paid me for staying at the Markham House three weeks. Mr. Jones was the largest mule dealer in this part of the country, and I can never forget his kindness and that of Dr. Swift. Scores of vicious horses were improved and cured, and my reputation as a horse educator established in that part of the county for all time. At Macon, Ga., I fell in with the most reckless driver I ever rode with, and when I learned that he was an undertaker I thought I could comprehend his motive. I gave him to understand that in my opinion he came nearer to my standard of what a proper driver should be than any I had met with since leaving Kentucky. At Savannah I found business in my line good, and a stable owned by a namesake of mine. At Jacksonville, Florida, my next stopping place, studying the alligator was the principal part of my business. Though to me a very interesting subject, I found no money in it; yet I think, in the rainy, muddy season, I can make better time on the road with an alligator team, properly educated, than with horses,—with one great advantage, and that is in regard to feeding them, for once a month is as often as they are willing to open their mouths, even for a “bit.”

At Augusta, Georgia, I was well patronized in the sale of my books. Until 1884 my exhibitions were

mostly given out-of-doors, free to all, trusting to the sale of my books for compensation. At this time W. C. Coup's great show offered a counter-attraction; nevertheless, I had sufficient reason to be well satisfied with my three weeks' work.

#### TENNESSEE AND KENTUCKY.—TRIALS AND TRIUMPHS.

Proceeding on my tour, I arrived in Nashville, Tenn., sick with malaria, notwithstanding which I gave an exhibition—although I had to drag myself upstairs by the banisters—for I was out of money again and could not well cease from struggling. By this exhibition, money enough was secured to carry me to Chattanooga, where I was obliged to put up my gold watch and chain (which I afterwards redeemed) to pay the expenses of being sick. At Lexington, Ky., I met many noted horsemen, among them such gentlemen as General Withers, Colonel West, Messrs. Robert Strader, Woodward, Brasfield, Smith and Coons. At this place an Almont mare that had been spoiled in handling, having become so vicious a kicker as to be perfectly unmanageable, was put into my hands by her owner, General Withers. Knowing the credit I would receive by successfully handling this animal, I proposed to give a public exhibition in the square in the middle of the city. Thousands of people had assembled; but just as I was about to commence, I was notified by the authorities that, on account of the immense crowd, it would be dangerous to give the show in that place, and I removed to the circus lot, the entire multitude following. I was to handle this animal inside of an hour; on the expiration of forty-four minutes I was driving the mare in a light wagon. My name was on the tongue of almost every man after that performance, and for seven months I was reaping

my reward. During this period I spent much of my time in visiting and studying stock farms, endeavoring to improve, if possible, my method of dealing with thoroughbreds.

#### DOWN AND UP AGAIN IN OHIO.

My next journey was up the Ohio river, exhibiting and lecturing at the various towns along that stream. Every one, however, seemed more interested in boats and boating than in horses and horsemanship, so that before reaching Cleveland, Ohio, most of my hard earnings had disappeared. Ill-luck followed, and I could not get an audience. I was disappointed, but not discouraged. "Up and at them again," was my motto, and at Cleveland my success was simply wonderful. I made the acquaintance, while there, of Mr. Perkins, a millionaire stock-raiser, and, visiting his farm, handled a vicious horse for him. I also had charge of the shoeing of the horses belonging to Mr. Edwards, president of the Trotting Association.

#### IN WESTERN PENNSYLVANIA AND NEW YORK.

My next move was to Jamestown, N. Y., through Ashtabula and Erie. At Bradford I handled thirteen horses in the opera-house and six at Bolivar. At Olean a wild Texan mustang, belonging to John McCafferty, of San Antonio, Texas, was brought to me by the owner. This was the wildest and most accomplished animal in the knowledge of knowing how not to let any one succeed in putting hands on him out of a large lot. Mr. McCafferty, in throwing a noose on him from the back of his cow horse, caught him fairly, but he ran on one side of a telegraph-pole and drew and threw McCafferty with full force, horse and all, against the pole, and for some time it was thought his

injuries would prove fatal. The mustang was secured, however, and taken by me into the opera-house, where a large audience had assembled. I stated to the assemblage that, on account of the accident, I would postpone the lecture for one night; the money and tickets were returned. The next evening the injured man had so far recovered as to be able to be carried to a box in the opera-house, where his long-cherished wish to see the animal subdued and controlled and ridden was gratified. Mr. McCafferty is well known in connection with Dr. Carver, of Wild West fame.

#### GREAT SUCCESS ON LONG ISLAND.

On the 15th of June, 1881, under the management of W. C. Coup, I commenced giving exhibitions in Brooklyn, at the corner of Fifth and Flatbush avenues, to thousands of people. Having succeeded so well, and my business requiring so much laborious work, I was foolish enough to believe I could do just as well in another way and much easier; but I soon found, to my sorrow, that I was not up to the show business and to showmen's tricks; consequently, I was soon left without a cent in the world. Nothing daunted, however, I started again on the road, making my headquarters with Mr. John O'Donnell, editor and proprietor of the *Jamaica Standard*, and during my sojourn on Long Island my ill-luck seemed to have left me completely. I flatter myself, with good reason, that no one in my business ever before met with such complete and continued success for so long a time in one locality. Longing for new fields to conquer, I adopted Horace Greeley's advice and went West, determined hereafter to stick to the profession of which I was master, and through Illinois, Iowa, Minnesota, and Wisconsin, as far as Colorado, my success exceeded

that of former years. Working and pushing harder than ever before, I succeeded in getting back the money I lost in the show business.

THE SOUTH AGAIN.—VIRGINIA.

Returning from the West, I wished for another winter in the South; so, after a two weeks' run of good luck in Hexamer's Riding Academy, in Hoboken, N. J., and in Paterson, I went to Norfolk, Va., by water. At Norfolk I opened in the old opera-house, of which Mr. Taylor has been manager for over twenty years. He subsequently informed me, in a congratulatory letter, that I was the only man, during all that time, who had succeeded in drawing a house large enough to pay his expenses. At this place all my subjects had to be taken up two flights of stairs. To reach Petersburg, myself, my people, and Blind Billy, had to ride in a common freight-car. At this place I gave my instructions in the opera-house for three nights; I was introduced to General Mahone, on whom I made a call, looking at his fine place and stock.

"On to Richmond!" was now the cry, and for three weeks in the Richmond theatre, to crowded houses, I succeeded in drawing money enough by handling over one hundred head of horses to barely pay expenses, according to my manager's figures. At Baltimore I gave my first free lecture in front of the old Wayne Hotel; afterwards, for ten weeks, under the Hone lithograph establishment, at ten cents admission to crowded houses. Here I handled the well-known "Tin-pan" horse, which required four lessons before I got him under complete control. At the opera-house in Wilmington, Del., I handled the famous "Kindling-wood" horse, named from his propensity to make kindling-wood of whatever came within reach of his heels; his

owner was engaged in the same business, but carried it on in a different manner.

DELAWARE AND PENNSYLVANIA REVISITED.

As I entered the dining-room of the Laurie House, at Milford, on the eastern shore of the Delaware, some one uttered the words "Oh, there he is! I thought he would come again," followed by a fainting-scene and the removal of a young woman in the arms of friends, which startled me. At this time I wore my hair long, under a wide-brimmed hat, as I had been in the habit of doing while in the South and West. "What does this mean?" I inquired, and soon found I was taken for one "Diamond Dick," so called, a spurious Indian herb-doctor who had made this place his headquarters for some time, claiming to be able to accomplish wonderful cures. He had succeeded not only in cheating his customers, or patients, but in deceiving and ruining many women, and I failed to convince a large number that I was not that kind of a man; but the fact that I resembled him prevented me from making this trip a success financially. I returned to Wilmington, stopping at the La Fayette House, where the landlord, E. O. Taylor, erected circus-seats in his yard, in which I gave free exhibitions for two weeks to not less than two thousand persons each evening. The following will be a voucher for the success of exhibitions at my next stopping-place:

[From the Chester, Pa., *Evening News*.]

"After one week's sojourn in this city, during which time he has exhibited to large and intelligent audiences, Professor Gleason, the horse-trainer and educator, closed his engagement here on Saturday

night by an exhibition at Chester Park. As was expected, a large audience was there to greet him, and, although he was necessarily obliged to vary somewhat from the performance of handling several horses at the one time, he gave a very interesting and entertaining repetition of previous performances, and showed how easy it was for him to prevent a horse from elevating his hind feet, as some are often wont to do. Two kickers were used to demonstrate more clearly his mode and method of operation, one of which was the mustang of James Burke. Each animal was driven around the circuit several times, and means used to make him kick after his simple but effectual bridle had been applied and tried, but the animals evinced but little inclination to do so. Before the exhibition closed, Professor Gleason took occasion to thank the audience for its patronage and courtesies shown him by the press and citizens of Chester during his short visit. During an interval in his remarks the Professor was presented with a handsome gold-mounted carriage-whip on behalf of the blacksmiths of Chester, as an expression of acknowledgment for the information and benefit they had derived by his coming. Mr. Gleason responded in an appropriate manner and thanked them for the gift, adding somewhat humorously that he had no expectation of coming to the Park to be whipped. Messrs. Thomas Watson and William Miller were chiefly instrumental in procuring the gift, and the movement was heartily indorsed by all who have been benefited and entertained by his exhibition."

At West Chester my exhibitions were given in the yards of the Turk's Head Hotel to very large audiences, many of them being old pupils of mine, having joined my class formed during a visit eight years pre-

viously. The reunion was a happy one in many respects. Not many so-called horse-trainers feel safe always in revisiting scenes of former pretended victories; but I have been to many the second and third time, only to find friends.

At Norristown, Pa., on the old circus lot, I made much fun during three evenings, for the Germans, who crowded my exhibitions, and were greatly interested in anything pertaining to horses, of which they had any quantity of fine, noble fellows, kept in large stone barns, better, if anything, than the houses in which their owners lived. At Bethlehem, back of the old Sun Hotel, I did a good business. Here I became acquainted with Mr. Frank Williams, a young artist, who afterwards travelled a year with me, delineating by pictures my methods, etc.

At Easton, Pa., two and a half miles from the village, at Forrest-house groves, out in the woods, I drew from two to three thousand listeners each evening. Here I had the assistance of Mr. W. H. Hall, better known as "Buckskin Sam." The following item may be of interest to many of the readers of my book:

"EASTON, PA.

"TO WHOM IT MAY CONCERN:

"I, the undersigned, do most cheerfully recommend Professor Oscar R. Gleason as the greatest and most successful horse educator and trainer I have ever met, from the following facts: I am the owner of a spirited sorrel horse, seven years of age. About one year ago he became frightened at my top-buggy and ran away while I was turning down the top. I have since been unable to drive him without blinds on the bridle. About one month ago he became frightened at an umbrella, and from the effects of which he was hardly



manageable. I now wish to say that Professor Gleason broke this horse (in not more than twenty minutes) in the presence of two hundred witnesses, so that he could be easily driven with the utmost safety. I am happy to say that since that time I have driven this horse daily, with the utmost freedom. I therefore again recommend Professor Gleason to any person who has a horse troubled with like faults. And for further particulars any one is at liberty to address me at South Easton, Pa., to whom I will give all information in reference to the above facts.

“Yours, T. A. STEINER, J. P.”

#### REACHING SOUTHERN NEW YORK.

At Allentown, Pa., the expense of lighting up the grounds of the Blue-stocking Base-ball Club was too large for the receipts; but my next venture, at Wilkes-barre, was successful in drawing a full attendance for one week. Again, at the Gentlemen's Driving Park in Scranton, I attracted the largest crowd ever assembled on these grounds up to that time, although Buffalo Bill, with his Wild West Show, has drawn a larger one since. I also did a fair business at Towanda, on the Gentlemen's Driving Park; but at the county fair at Elmira, N. Y., my next stamping-ground, the attractions offered by Buffalo Bill, the fair, three skating rinks, and opera house, were too much for the solid information offered by me; consequently, I was obliged to leave this town about two hundred dollars the poorer. At this time I made the acquaintance of William F. Cody, and his manager, John Burke.

At Corning and at Hornellsville the principal citizens joined in a very handsome and complimentary

testimonial to me, giving me thanks for the knowledge they had derived from my lectures.

FINE SUCCESS IN WESTERN NEW YORK.

At Batavia, the home of the late O. S. Pratt, a successful teacher of the art of horsemanship, and well spoken of by his neighbors and others who had seen his methods of handling, I did a fair amount of business, considering the weather. From this place my next move was to the city of Buffalo.

Hunting around Buffalo for a place in which to exhibit, I struck an abandoned Republican wigwam. Opening there in very bad weather, I had fears of sharing the fate of the previous occupants. Only thirty people attended the first night; but the next evening, being clear and cool, hundreds were turned away unable to gain admittance—and so it continued during my stay of five weeks. At this place, among many other triumphs, was that over a notoriously unruly steed, considered by the horsemen of the vicinity as incorrigible; but in my hands he was made to exhibit a gentleness and docility that astonished the owner and all others who knew the animal's disposition. The *Buffalo Courier* of Saturday morning, November 22, 1884, contained the following:

"SUBDUING VICIOUS HORSES.—An interesting exposition of some novel yet rational methods of subduing vicious animals was given at the Buffalo Republican Wigwam last evening by Professor Oscar R. Gleason, the noted horse trainer. A notoriously unruly steed, belonging to J. J. Sturman, whom some of the best horse trainers of the country have declared incorrigible, was made to exhibit a gentleness and docility which astonished the owner and all who knew the animal's disposition."

My success at Buffalo was simply wonderful, as I did more business than was ever before accomplished by any one in my profession—for which I am indebted in a great measure to the friendship and assistance of such gentlemen as C. J. Hamlin and his son William, proprietors of the Village Stock Farm; John G. Avery, proprietor of the Continental Hotel; J. W. Ruger, a large iron-founder; Lytle & Sons, harness-manufacturers, and hundreds of others whom I shall never forget. One of the most vicious horses handled here was a valuable trotter belonging to Mr. Avery.

#### GREAT TRIUMPH IN CHICAGO.

Being now a master of my profession, thoroughly capable of giving instruction anywhere, I opened in Chicago at Grenier's West Madison Street Garden, in December, 1884, and for ten weeks, before crowded houses, I handled two hundred and sixteen different horses, all of them vicious or unbroken. Perhaps the most notorious of these were a mare belonging to the proprietor of the Galt House—"a horse composed of steel springs, loaded with dynamite," as the press of Chicago termed her—and another mare belonging to the Great Western Lightning-rod Co., which had been offered for sale at less than one-half her value, as no one was willing to risk life by driving her; neither was it considered possible ever to so control her that she would be safe to drive. But the day after receiving her first and only lesson, "Mr. Hayman had her hitched up, and, without trouble, was able to control her perfectly, and she is not now for sale at any price." My prolonged stay in Chicago was not only very profitable, but extremely pleasant, as will more fully appear by a perusal of the following from the Chicago *Horseman* of February 14, 1885:

“MERIT RECOGNIZED.—On Saturday night last, at Grenier's Garden, Professor Gleason brought a ten weeks' engagement to a pleasant close. During that period, nightly, he has lectured on the horse, educated him, trained him, cured him of evil tricks, and demonstrated that the horse is an intelligent animal, to be educated, not abused; to be trained, not kicked. At the conclusion of the first part of the entertainment, Mr. Abercrombie, on behalf of numerous admirers, stepped into the ring and in a few appropriate remarks presented the Professor with a valuable horseshoe set with diamonds. He leaves Chicago with the warm wishes of a very large circle of friends and admirers.”

Longing for some pure country air, I struck out from Chicago, giving at Joliet one exhibition, and visiting several small places in Indiana. Despite bad weather, snow, and rain, my lectures were well attended, and I had a very pleasant time besides. Business calling me to Chicago for two days, I was urgently requested to give a lecture and handle some valuable animals, which the owners thereof had been unable to put into my hands during my previous visit. Consequently, being promised sufficient remuneration for time and trouble, on the 3d of March more than twelve hundred persons greeted my appearance in the arena of Battery D, to whom I gave one of my most interesting and satisfactory entertainments, vouched for by the *Chicago Tribune* as follows:


“AN EXPERT HORSEMAN.—Over twelve hundred people assembled in Battery D last night to witness an exhibition of horsemanship as shown by Professor Oscar R. Gleason. The floor of the large hall had been covered with sawdust, and at the east end stood a score or more of animals, each of which, it was

alleged, was possessed of some vicious trait or bad habit. The horses were the property of different residents of Chicago, and none of them, it was said, had ever been seen by the trainer before.

"A bay mare was led to the centre of the floor, and her owner informed the Professor that she was in the habit of shying violently at newspapers or other light objects which the wind might carry before her on the roadway. Under the trainer's care the mare soon understood that the objects of which she had stood in fear were harmless, and coolly walked over a quantity of large white sheets that had been thrown upon the sawdust. A vicious kicker was quieted soon into the gentlest submission. A brown horse belonging to a prominent lightning-rod firm was next led into the hall. The horse was a 'runaway,' and was declared unmanageable by its owners. At the expiration of ten minutes an open umbrella flourished about its head did not disturb the perfect composure of the animal, and he did not raise a hoof from the floor when the Professor repeatedly fired a pistol from the animal's back."

#### BECOMES MANAGER OF A STOCK FARM.

During my visit to Buffalo I had yielded to the solicitation of Mr. C. J. Hamlin, and consented to become the manager of his extensive and valuable stock farm, for the purpose, principally, of conducting the contemplated sale of thoroughbreds the next spring. The offer being one that I could not well refuse, I bade good-by to my friends in Chicago, and on the 25th of March I was installed as manager of the Village Stock Farm, having under my charge two hundred and eighty horses. Among them were Mambrino King, a stallion for which Mr. Hamlin paid twenty-



MAMERINO KING, THE HANDSOMEST HORSE IN THE WORLD.

five thousand dollars. This animal was a magnificent chestnut, sixteen and a half hands high, and pronounced by the French officers, who made a visit expressly to see him, the handsomest horse in the world. Also Almont, Jr., with a record of 2.26. These two, as well as many others, I handled and drove every day—the jogging alone of the animals, just for exercise, obliging me to ride about seventy miles each day in fine weather.

While in Mr. Hamlin's employ I had entire charge of the sale of one hundred and sixteen horses belonging to him. In this number were included sixty stallions and about twenty brood mares with foals by their sides. These all had to be taken about sixteen miles to the place of sale, viz., the Buffalo Driving Park, the road crossing no less than four railroads. To repeated inquiries of Mr. Hamlin as to the way I was going to get them to said place, my reply was: "That is my business. You may rely upon my promise to have them all safely at the place at the right time." The stallions, of course, had to be handled singly; the others were grouped by fours, and, once on the road, made quite an array. Mounted on my favorite saddle horse, I was, as required, at the front, sides, and rear of the column. As the head of the procession neared the race-track stables, where the sale was to take place, the first horses were made to hurry, and those in the rear to go more slowly. Thus I was enabled to have each horse put separately and quickly into the box-stalls or rooms provided. The owner and a large number of interested horsemen were present, fearful of my ability to deliver these animals according to promise; but so quickly and systematically was the whole business conducted and concluded, that hardly a word was spoken, except by myself in giving orders.

The sale amounted to about \$40,000; the auctioneer was Captain Kidd.

Subsequently, I received a very complimentary letter from Mr. Hamlin, dated July 2, 1885, in which he says: "I have seen you handle a large number of horses, and consider your method of training and subduing vicious animals unsurpassed." Also one stating that my "system is far ahead of that of Rockwell and Hurlburt; it is simple, practical, scientific, and attended with no cruelty." This was signed by Dr. A. C. Hoxsie, Buffalo, N. Y., James Higgins, F. L. Thurber, J. B. Jebby, M. Conlon, W. A. Buchanan, C. M. Groton, O. A. Cary, Chas. Jacob, Miles Dexter, H. A. Clark, F. G. Underwood, Lewis Strout, R. T. Thompson, P. D. Westcott, Thos. H. Smith, B. C. Frazee, and others. In this connection I will give the following letter from the original owner of the one-hundred-thousand-dollar famous Broncho horses:

"CHICAGO, Ill., *Jan.* 28, 1885.

"TO THE PUBLIC:

"Having had the pleasure of witnessing Professor Oscar R. Gleason's marvellous feats of horsemanship at Grenier's Madison Street Garden, in this city, and seeing him educate some very vicious horses, I consider him the most expert horse-educator I have seen for years.

"Truly yours,                      W. C. COUP."

#### RETURN TO LECTURING AND EXHIBITING.

Managing a stock farm, I found, was not the business for Oscar R. Gleason; consequently, about July, 1885, I concluded to return to a position in which I could impart to the masses the information I had acquired by nearly ten years of patient research and



practice. On the last day of my stay at East Aurora, I gave a lecture to my neighbors, acquaintances, and residents thereabouts, which numbered on this occasion over three thousand. The five-acre paddock in which I gave the exhibition was filled and the fences were completely lined; no such business was ever done before in this place by the store, hotel and stable keepers. I sold all the books I had, besides having money forced on me to pay for more when I should be able to deliver them. After spending a week in the small towns of Erie County, I located for three weeks at the Genesee Falls Park, in Rochester, handling a large number of horses.

Afterwards, by request, I gave at Buffalo Riding Park, four miles outside the city, an exhibition to over seventeen hundred persons, and was to repeat it the next day; it proved unpleasant, however, and I postponed the exhibition to the first fair day. I was informed I could not get an audience so far from the city to a postponed entertainment; but at three o'clock P.M. over nineteen hundred people showed by their attendance that my lectures were an exception to all established rules. At Niagara Falls, instead of being listened to, I listened, giving my time entirely to viewing this wonderful exhibition of immensity. My assistant, who was a Canadian by birth, advocated a visit to the Indian reservation at Lewiston, where I was regarded as a great curiosity by an audience composed entirely of Indians, who were greatly interested in my lecture and exhibition.

#### A CANADA CAMPAIGN

From this place I went to Hamilton, Ontario, via St. Catherines. At Hamilton I encountered the most vicious horse I had ever met with, belonging to Mr.

John Lottage of Stony Creek. It took five men with poles and straps to lead him to Hamilton. He had mangled his keeper's arm so that it was ever after useless. The result of one hour's training by me was that he became perfectly docile, following me around the ring, obeying my commands with apparent relish and delight. I afterwards drove this horse in a skeleton wagon at the Stony Creek agricultural fair. One entire month of my time was occupied in giving free exhibitions at the various fairs throughout Canada—selling five thousand four hundred copies of my work on horses and horsemanship. Going to Toronto, I opened in the old Riding Academy, where I continued for two weeks. One day I had in my audience Professor Goldwin Smith and three hundred and sixteen students of the Ontario College—in fact, so many that the seats erected for their use gave way, bringing them all to the ground. Happily no one was hurt. One very pleasing incident in my Toronto visit is explained in the following communication, brought out by my efforts to instruct all in regard to the importance of proper and careful shoeing:

“TORONTO, *Nov.* 12, 1885.

“SIR—On behalf of some of the horse owners of the city of Toronto, I take the opportunity to present you with this purse, as a small token of esteem. We hope your efforts have been successful to enlighten the people and establish here the many benefits derivable from a thorough knowledge of the horse, and how to handle and train him, as so ably explained by you in your lectures. Hoping your stay in Toronto has been beneficial, we trust your course may be as prosperous in the future.

ALEX. MANNING, Mayor.

“To Prof. O. R. GLEASON.”

At Indian Bush, eighteen miles from Hamilton, I delivered a lecture at the agricultural fair before an audience composed wholly of Indians, the horses handled belonging wholly to them. My next stop was made at the London Ice-skating Rink, one and a half miles out of town. Notwithstanding the distance, crowded houses greeted me every evening for a week. The admission was twenty-five cents, and large numbers of my books were sold. While in Canada I lectured to more people and sold more books than all others of my profession combined. At the agricultural fairs I was brought in contact, as a lecturer, with over five thousand men every day. Some of my most interested listeners, while in Toronto, were the following well known gentlemen: S. J. Dixon; Davis & Bros., brewers; Robert Davis; William Howke, editor of the *Evening Telegraph*; the proprietor of the American House, and a host of others.

#### FROM CANADA TO NEW ENGLAND.

Bidding farewell to Canada, I took the train for Albany, N. Y., where, after seeking three days for a suitable place in which to deliver my lecture, I was obliged to leave without an opportunity to enlighten the Albanians on the subject of horsemanship. Going to the city of Hudson, I met many old pupils of mine who belonged to a class formed there about nine years previously. This time I formed another and larger class at two dollars each and remained four days. At Stanwix Hall, in Chatham, I remained one week, handling the most vicious mustang ever tackled by me—in fact, the only one I ever knew able to burst a saddle and throw my assistant, John McKeown, up among the rafters; when he struck the ground the animal stood looking at him in amazement, if not with pleasure.

At Pittsfield, Mass., I found I had been preceded by a man using my name, who had so deluded and deceived the people that I found I had better postpone my intended course of lectures. At Westfield, also, I made my second visit. The weather being intensely cold, I opened at the opera house, selling three hundred of my books at one dollar each. I found many of my old pupils at this place, as well as many changes during nine years. At Springfield I gave a free exhibition at Henry & Marsh's stable, and formed the largest class ever in existence in the place, upwards of six hundred members. I gave two or three lectures per week for three weeks, and also lectured at Holyoke and Chicopee. In going to Hartford, I followed a man in my profession who, although a good horseman perhaps, could not gain public confidence. This prejudiced the people against my profession, and consequently the expenses of a four-in-hand, rent of store, printing, etc., were barely defrayed by the receipts.

#### NOTABLE SUCCESS IN BOSTON.

I now made my first visit, unknown and unheralded, to Boston, the capital of my native State. I hired the old Boston Riding Academy, 1209 Washington Street, and informed the public by hand-bills who I was, and what I intended to do. The building had not been used for three or four years; the gas-pipes and burners were badly rusted, and the tan with which the floor was covered was so dry and fine that on my opening night, as the horses were brought into the ring, I was almost hidden from sight of my audience by the poor light and the tan-dust; yet I convinced those present of what I was capable, and that my horsemanship was not a name merely. The next day (Jan. 30, 1886) the following complimentary notice appeared

in the editorial columns of the *Boston Traveller*, written by a gentleman who saw me for the first time on my opening night:

## TRAINING HORSES.

“*Editor of the Traveller.*—To show that my opinion relative to the training of horses should be worth something, I will relate several of my experiences. I was the raiser and trainer of many fine horses, among them the war-stallion of Major Griswold, colonel of the Fifty-sixth Massachusetts Regiment, which horse, for docility, style, and endurance, could not, in my mind, be surpassed by any horse of the present day. I was also the trainer of the gelding Lion, a horse that was the pride of Brigade Quartermaster Richardson of the Thirty-third Regiment of Massachusetts Volunteers, and afterwards the property of General Smith of the Ohio brigade, by whom it was valued at its weight in gold. These horses, with many others, were raised in Worcester County, and made as good an appearance the first time they were driven as most horses do under different ways of breaking in after years.

“I also trained and rode for seven years the beautiful gray on which ex-Governors Rice and Long appeared at muster at Framingham, and on which the latter appeared the 17th of September at the head of the militia of the State, and at the review of the visiting New York regiments the next day on the common. Complimentary notices of the ‘superb mount’ of the Governor appeared in all the papers of the day.

“I selected and trained the noble horse that was the direct cause of the capture of Payne, who was hanged at Washington for the attempted assassination of Secretary Seward. The writer, then assistant adjutant

general, was enabled by this trusty animal, whose powers of endurance and speed were wonderful, to have men placed in the rifle pits in and around Washington so quickly that when Payne attempted to pass the lines he was captured. This capture was due to the speed of this beautiful steed as much as to the men who directly stopped his passing the lines. I have seen the methods employed in breaking and training horses in California in the early days of that State, and have of late been very much interested in the works of Professor Gleason at the Boston Riding Academy, and I feel confident of being able to judge accurately of the value of his lessons. Should the members of the Society for the Prevention of Cruelty to Animals make arrangements whereby Professor Gleason can lecture and impart his knowledge and views of training to the outside world, they would do a work which would benefit a great many.

“A few evenings since I saw a fine, high-spirited and nervous horse under the care of Professor Gleason, and he so thoroughly controlled the animal that an umbrella could be opened by the rider upon his back, while pieces of paper, and even the firing of a pistol, did not frighten the animal in the least. By means of a brief training by Professor Gleason, another horse, which was known as an inveterate kicker, was so thoroughly subjugated that several tin pans were attached to his tail, and no notice was taken of them by the animal.

“I have no pecuniary interest whatever in Professor Gleason; but after witnessing his successful experiments I cannot refrain from calling to them the attention of the public, hoping that the horse may be the gainer.

“GEORGE P. RICHARDSON.”

The following is from the Boston *Herald* :

KICKING HORSES SUCCESSFULLY BROKEN AT THE EQUINE  
SCHOOL BEFORE A LARGE AUDIENCE.

"An equine school in Boston is something of a novelty, and that such a school is in existence is not as commonly known as it should be, especially by owners of vicious horses. Last evening a large audience assembled in what was formerly the Boston Riding Academy, at 1209 Washington Street, to witness Professor Oscar R. Gleason demonstrate his principles of subduing refractory animals, and making a kicking horse in a few hours' time as docile as a lamb. The Professor's first subject was a kicking horse, which is well known among the horsemen of this city as being a particularly vicious brute, and a terror to the blacksmiths who have been intrusted to keep her feet properly shod. When first led into the sawdust arena, the approach of any individual within ten feet of the animal was a signal for her to let drive, with all the force she could muster, with both hind feet. Professor Gleason first put on her head what he terms his Eureka bridle, consisting of a common piece of clothes-line about ten feet in length, arranged in a peculiar manner, so that he has perfect control of the animal; then a strap was buckled around her fore feet, under the fetlocks, in which a ring was fastened, a rope passed through the ring, thence through another one in a surcingle; and every time the animal attempted to kick, a quick jerk on the rope would bring her on to her fore knees. After being brought to a kneeling position a score or more times, she finally concluded that it didn't pay to be a kicker, and trotted around the circle as calmly as a man in rubber boots would step on to a crosswalk in one of our flooded streets. So much was

the animal under the control of Professor Gleason that without a saddle or bridle he rode her around the ring with tin pans tied to her tail, opened and closed an umbrella, fired a revolver, and finally, after alighting, he raised her feet and went through the motion of shoeing; and although he had never touched the animal previous to her appearance in the ring, she was as tractable a beast as one would desire to handle. The second subject was a large, sorrel work-horse, and he in turn was treated in like manner. To-night Professor Gleason will lecture on the shoeing of horses in connection with his school."

Another notice in a Boston paper is as follows:

#### THE HORSE-TRAINING SCHOOL.

"The value of the course of lectures now being given by Professor Oscar R. Gleason at the Boston Riding Academy, No. 1209 Washington Street, to horse owners, shoers, drivers, and hostlers, is apparently fully appreciated, for night after night the same attentive faces are riveted upon every movement of the Professor and his assistant. Of the 130 animals handled by Professor Gleason in public while in this city, most of them have been converted from vicious, worthless brutes to docile and valuable servants, and in every case a marked improvement has been effected by even one lesson of less than one hour. The value of kind treatment to the dumb animal is so effectually shown in all of Professor Gleason's lectures that, to use the words of many of his visitors, 'he is a society in himself for the prevention of cruelty to animals.' The use of the check-rein is so pernicious, in his opinion (except, perhaps, while a horse is travelling very fast), that he allows no opportunity to condemn it to pass by unimproved, and the useless custom of cutting and



rasping the hoof by so-called shoers is severely censured. In order to more effectually show and explain his method of drawing the animal by the eye, and of approaching a colt or vicious animal at large, about four hundred square feet of space have been inclosed by a movable fence, and last evening the audience found it occupied by a beautiful bay horse that had become very wild and unmanageable by breaking, never having been ridden or driven. When first brought in the animal fairly squealed from fright and anger. Within ten minutes the Professor had him completely under subjection, without rope or strap, and following closely the Professor in all his movements, showing no trace of fear or anger. A stranger was called from the audience, the horse following him as closely and willingly as he had the Professor."

Although the weather was fearful (raining, snowing, or intensely cold nearly all the time) for the first three weeks, I attracted a class of over twelve hundred persons, who every evening watched all my movements, listening intently to my words. I had some of the best subjects that the most sceptical could wish to see handled (the superintendent of the Metropolitan Horse Railroad furnishing quite a number), which pleased my audience much, as well as taxed my abilities; but by completely and thoroughly subduing, controlling, handling, riding and driving each and every animal, perfect satisfaction was evidently given to all present.

The officers of the Massachusetts Society for the Prevention of Cruelty to Animals were on hand, eager to detect and stop any act bordering on cruelty; but with nothing could fault be found, except by two too utterly tender-hearted specimens of humanity, out of

an audience of over twelve hundred present at the same exhibition. These two thought that the throwing or laying down of a peculiarly vicious and useless although beautiful animal, which groaned (not from pain, however, but from sheer ugliness, or from rage caused by the realization of the fact that he was mastered, giving me at the same time a savage grip on the leg, only the thickness of my boot preventing serious injury), was cruel. During these three weeks I gave the entire receipts of two of my evening performances to this Society, for which the following is a voucher:

“Resolved, by the Board of Directors of the Massachusetts Society for the Prevention of Cruelty to Animals, that their thanks be hereby given to Professor Oscar R. Gleason for his generous donations to our Society.

“JOSEPH L. STEVENS, *Secretary.*”

Among the subjects handled by me here was a vicious, ugly stallion. He had been so tormented and abused that he had come to look upon every man as an enemy that he must fight and destroy. I had him placed in a pen erected in the centre of the ring, without even a halter on his head, and after my audience was quiet I entered the pen. No sooner was I fairly alone with him than at me he came on the jump, mouth open, and ears back. Quickly giving him a severe blow on the nose, he paused, but only for an instant. At me again, this time intending to strike me. Dodging, I hit him again on the nose. He whirled about this time, evidently intending to drive me out with his heels. Now giving him a sharp cut around the hind legs with my whip, he quickly turned

his head towards me; as he did so, I held out my hand and said, "Come here, sir!" at the same time approaching him. He allowed me to touch his head, his ears, neck, etc. I patted him, he evidently liked it; I talked to him, but did not hurt him. He had learned that one man at least could come near and not hurt him; he had also learned if he turned his heels towards me he got hurt. In less than ten minutes he was following me like a dog, his head close to me, turning to the right and left and stopping as I did. I placed a halter on him—I had taught him I was his friend. Now, to show that I was master and his superior, I had a wrestle with him. With his off forefoot secured he struggled determinedly; but no use, he had to come down. Stretched at full length, and finding it impossible to rise, he gave up completely. "You are my boss, and I know you will not hurt me," he said by his actions. No tin pans, bells, fire-crackers, pistol, or drum had any fears for him. When he got up he plainly showed conversion. I harnessed and drove him without any trouble, and handed him over to his owner converted from a wicked, ugly, useless brute into a willing, valuable servant. His owner subsequently brought the animal to one of my evening entertainments, driving and handling him with perfect safety and ease.

On my arrival I had considerable trouble in finding enough bad horses for subjects; but after twelve weeks, exhibiting every evening, during the time handling each evening, with one exception, from three to five horses, I had enough on my hands to last two weeks at least. The only animal I found here on which I had to bestow one entire evening's work was a large, fine-looking Western horse. As soon as I attempted to put my hand on him, I informed

the owner, who was present, that he was a very bad horse, and there was great danger in handling him—not danger only to the animal, but to myself; but if he would take the risk on the horse, I would on myself. His manly reply was, "Go ahead." It was with great difficulty I succeeded in throwing him by the use of my double safety rope; and after getting him down, had him, as I supposed, thoroughly secured; when, bursting apart the strong surcingle I had around him, and one of the straps around his foot, he sprang at once to his feet, fairly elated at his supposed victory. Going to work in a different way, I again laid him down, and, fairly tying his feet to his body, I subjected him to my tin-pan, whip, bells, drum, and pistol test, afterwards driving him successfully, not, however, before he had kicked severely one of my assistants. This animal subsequently, and before the audience, had shoes placed on his hind feet for the first time in his life. Horseshoers came from all parts of the city to see what they claimed to be an impossibility.

While here one man asserted that he had used my Eureka bridle twenty years ago. I offered him, before my audience, one dollar if he would come into the ring and put it on a horse. He hesitated; I increased the offer to five, when he placed what he called my bridle upon an animal. I then had another horse brought in to the ring and had one of my assistants put my Eureka on him. Calling upon a gentleman who happened to be present, and who had seen me use this bridle nearly ten years ago at Philadelphia, without looking at either bridle myself, to say which of the two was mine, he quickly decided. There was really no resemblance between the two. The booster,

a celebrated (?) corn doctor, found occasion soon to leave the room, rather chagrined.

My visit to Boston was one of the most pleasing in my experience as a horseman. On one of the first evenings I discovered in the audience my old instructor, the one from whom I first derived the idea of giving horse lectures. After attending as a member one of his classes, and seeing the money he was taking in, I determined to follow in his footsteps. This was Mr. C. H. C. Williams, a member of the firm of Rockwell, Hurlburt & Williams. I invited him to come again the next evening, which he promised to do. The next day I purchased a valuable gold-headed cane, had it engraved with his name, and on the next evening, February 2d, I presented it with great pleasure, using the following language:

“LADIES AND GENTLEMEN:—Ten years ago I, a Worcester County boy, had an opportunity of attending a course of lessons on the training of horses given by C. H. C. Williams, of the firm of Rockwell, Hurlburt & Williams. To-night my first instructor in the art is present, and I take great pleasure in presenting to him this cane as a token of my regard for him as a man and as an instructor, with the hope that it may be of as much assistance to him on the descending road of life as his lessons and instructions have been to me on my ascending one.”

Professor Williams replied as follows:

“LADIES AND GENTLEMEN:—This is a complete surprise to me. I have been present for two evenings, and am much pleased with the great success of a former pupil of mine. I am convinced that Mr. Gleason has well and thoroughly learned what I always


tried to impart to my pupils, viz., that before being able to handle and control a horse successfully, first be able to control and handle yourself. Mr. Gleason, I accept with pleasure this beautiful gold-headed cane, and thank you heartily for the same."

Professor Williams afterwards gave an exhibition with his trick mare Topsy, much to the gratification of my large audience. This mare had not been called upon to perform for a number of years, yet she went through with the performance as well as if she had been in practice all the time. The number of my regular class members was now so large, in addition to the evening twenty-five cent admission ticket-holders, that I was obliged to seek a place which afforded more and better seats for my audiences; and on the evening of March 22d, at the Highland Rink on Shawmut Avenue, at least twenty-five hundred persons, fully one third of whom were ladies, greeted my eye as I entered the extensive arena. The ring was of such a size that seven and one-half times around it made a mile. This picturesque ampitheatre, lighted with electricity, fitted up with a steam whistle with which to test my subjects, was all that could be wished, as also was my success. I have in my possession a very complimentary testimonial signed by upwards of one thousand of those who had not only seen my exhibition, but approved my method or system, and my practical manner of illustrating all I professed to teach. Upon this long list appear the names of Messrs. Hibbard, Dr. Blackwell, A. W. Davis, Snow Bros. & Richardson, J. J. Manson, B. Whitcomb, Dr. Foster Delano, J. J. Bower, John Trout, J. J. Hazeltine, W. H. Peters, J. C. Warner, G. W. King, Mr. Whiting, and others.

In Boston I handled about three hundred horses, more than any and all of my profession combined, had ever even thought of doing, notwithstanding the spiteful attempt of one man, who sought to interfere and prevent the great triumph I was destined to achieve, by flooding the city with hand-bills during my stay. But all his abortive attempts only tended to increase my popularity, causing gentlemen from distant parts of the country, who had seen my system exemplified, and appreciated my endeavors to put before all the benefit of my experience, to rally around me, ready to give battle in my behalf against any and all would-be defamers and pretended horse breakers or tamers. While here I was pleased as well as surprised to find what a large number of aunts and cousins, and other relations, I had, and in truth almost forgotten, for during the ten years of my hard but successful struggle I had not been under the paternal roof once. It is with great pleasure I state that I have the names of a host of my friends who presented me while in Boston with a most beautiful and valuable gold Howard watch, English riding whip, etc.

#### ADVENT AND SUCCESS IN NEW YORK.

My opening in New York had been fully announced in the daily papers by my Managers, Messrs Lovcraft and Burnham, who had secured for the opening night at Cosmopolitan Hall, corner 41st Street and Broadway, the man-eating stallion Rysdyk of Montreal, Canada, which had killed his groom in the stall on April 11th, besides biting two others and his owner, W. H. Kimball. This horse had been shipped by express from Montreal on Friday, the 16th, arriving in New York on Sunday, the 18th. I gave the stallion his first lesson on Monday evening before a crowded



PROF. GLEASON DRIVING RYSDYK.



house, and on Tuesday I put him into an enclosure twenty-four feet square, without a strap or rope on him. The house was crowded to suffocation, the doors being closed at 8.15. When I entered the enclosure with the stallion, you could have heard a pin drop, the owner saying that "no man would ever come out alive that went into such a place with Rysdyk." In twenty-three minutes I put a halter on him and led him out of the enclosure, though not without two very narrow escapes—he having bitten me on the arm and also on the left side of my chest, taking out quite a piece of flesh and the wound bleeding quite freely. The next night I made the stallion do a few tricks before the audience, such as standing on a box with one fore-foot and holding the other up and putting it down at the word of command; also tilting on a plank raised two and a half feet from the ground. I next made him follow a stranger round the arena like a dog. On Thursday afternoon I drove him on the Boulevard (it having been said this horse was dangerous to drive on the road), and had the stallion and myself photographed. On Friday the stallion was shipped back to Montreal.

In conclusion, I was very agreeably surprised by the many praiseworthy notices received from the New York press during my sojourn. At this writing, I am still giving exhibitions in New York, and, hoping the above review of my travels throughout the country in educating the most useful to man of all God's creatures will prove of interest to the reader, I remain,

Respectfully,

OSCAR R. GLEASON,  
*Horse Educator*

Post-office address, BUFFALO, N. Y



PROF. GLEASON AS HE APPEARS IN THE RING.

## PART SECOND.

---


# THE EDUCATION AND TRAINING OF THE HORSE.

---

ALWAYS remember this : Before any attempt is made to handle a horse, it is an imperative necessity that we must first consider his disposition, nature and understanding; and although I do not wish to give you the impression that I claim to be a phrenologist of the entire animal kingdom, still I do say that I can read, by the shape of the head, the characteristics of a horse, at sight, as correctly as an ordinary person can after an intimate relationship of five years with the same animal. You will ask, What foundation have you for making such a statement ? Well, up to the present day, I have handled individually over seven thousand head of horses; and with this extensive experience and a passionate desire to carefully study the animal, I have drawn the following conclusions in regard to the method of telling a horse's disposition, and if you will take the trouble to apply them to the different horses you are brought in contact with, I have no doubt but that you will readily agree with me when I say they are facts.

## CHARACTERISTICS OF HORSES.

If a horse has large, thick ears, hairy inside; small, flat eyes, sunk into the head; small, thick nostrils, and if he is narrow between ears and between eyes, and very broad from eyes to jowls, he is a horse of no sense and can be taught nothing. On the other hand, when a horse has a small, thin, pointed ear, furry inside; large, round, full eyes, standing out well from head; large, thin nostrils, and is broad between his



HEAD OF A PERFECT HORSE.


ears and between his eyes, and narrow from his eyes to his jowl, such a horse has intelligence—will learn quickly and remember well. A horse with a large, thick eye on the top of his head, sunken in and bulging out between, with a Roman head, will generally balk, plunge, or have some vicious habit, as well as a treacherous disposition.

As I have given you some of the characteristics of a poor horse, it will not be out of place if I mention the qualifications of a perfect horse. The ears must be small, pointed, furry inside, and wide between. The

eyes must be clear, full, large, standing out prominently, and wide between. The nostrils must be large and thin, neck long, and well cut up under the jawl. Stout, heavy muscle on top, and thin through middle; withers must always be higher than hips; short back; broad and long hips, and close-jointed. For durability always buy a close-jointed horse, and one with fine, short hair. The finer the hair the longer the life. For speed, the horse should measure exactly as much from between his ears and his withers as from his withers to the coupling of the hips; that is, the withers should be exactly midway between his ears and the coupling of the hip. From the point of the withers to the shoulder should be just as long as from the coupling of the hip over the kidneys to point of hip by tail. From hoof-band of forward foot to point of withers, fifty-seven inches; from point of shoulders to point of hip, sixty-two inches. Parties buying horses by this rule will find it infallible.

#### BREAKING AND TRAINING COLTS.


The first lesson given to a colt should be as follows: Turn him loose, either in a box-stall or carriage-house, and, with the whip in the right hand, slowly approach him and crack the whip. The colt will run away from you, and generally will go into the corner. Follow him up, however, and keep cracking the whip until he will turn his head towards you. The moment he does this, step right up to him and caress him on the point of the shoulder. If he should, as you near him, whirl around and kick at you, keep your eyes open and quickly give him a sharp cut on the hind legs with the whip. By following this up carefully, in a very short time he will learn to his sorrow that when he turns away from you, and attempts to let his heels



TRAINING HORSE IN ENCLOSURE.

fly, he receives punishment, and that when he looks you in the face he is treated well and rewarded. The intelligence of any colt is always sufficient to perceive this, and in fifteen to thirty minutes he will follow you around like a dog. As he will feel that you are his superior and master, he will show no desire to kick.

What the fingers are to a man, the nostrils are to a horse; and any object that seems to occasion a feeling of fear in the horse you should slowly either take him to or bring up to him, and permit him to nose around it and smell it until he is satisfied it is harmless. For



FOR A HALTER-PULLER.

instance, before making any attempt to put on the halter, take it in your left hand and let him smell it; then buckle it on over his neck. Always be very calm and quiet in your manner, and talk softly to the horse, which goes a great way towards getting him accustomed to your presence.

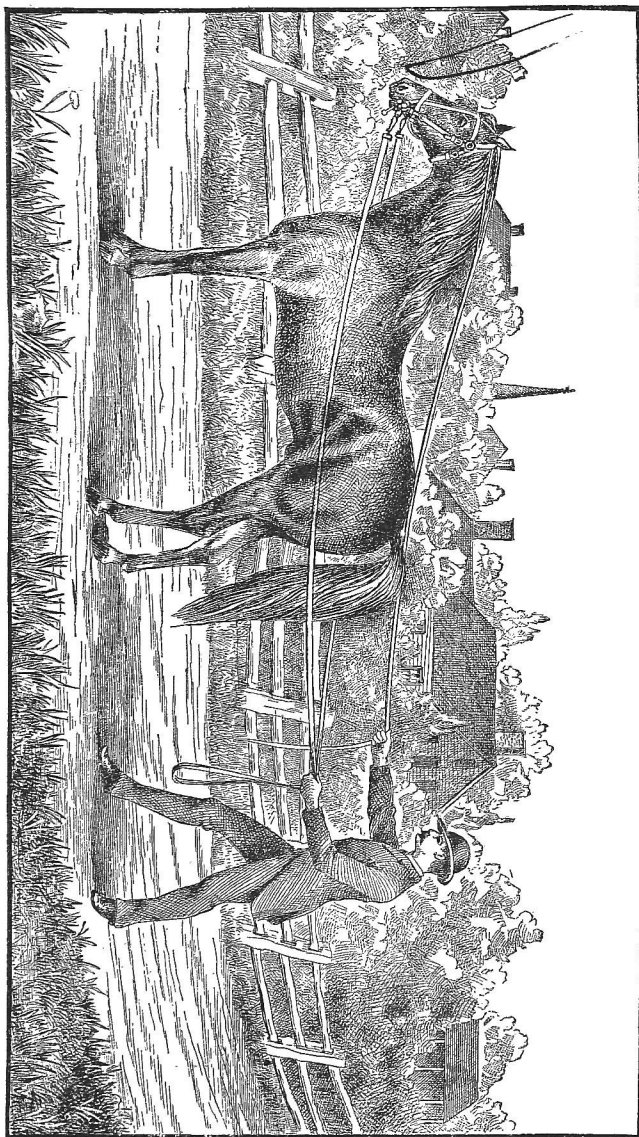
If, after the halter is on, the colt endeavors to pull away, my theory is to circumvent him by a little strategy; that is, if you can call it such. Take a common clothes-line rope and make a large slip-loop knot around the body, drawing it moderately tight, and pass the end up between the front legs through the

halter. The reason for doing this is of course very apparent. He cannot understand how anything can pull the hind part of his body and his head at the same time; and on feeling the strain behind, he will go forward and thus you will accomplish your object without being compelled to use force. Taking this rope in the right hand, and standing directly in front of the colt, say, in a decided manner, "Come here," and at the same time pull the rope sharply. He will invariably move forward, and when he does so, caress him. Repeat this operation two or three times, until he will quickly move forward, when you say "Come here."

Then with this rope hitch him to the manger or to a post, and, standing in front of him, open and shut umbrellas, shake buffalo robes and beat tin pans; in fact, make as much noise and confusion as possible without touching him. Of course he cannot think of two things at once, and the rope, tied around him behind, catches him by surprise, and he will end by giving up trying to get away when he finds that he is freer from pain when he is quiet and still than when jerking his head. For a very nervous horse put the rope as far forward as possible around the body. This treatment can be applied until he is thoroughly halter-broke. The same arrangement is the most successful one in existence for halter-pullers, and is also a most valuable assistant in leading a horse behind a wagon. How many people are at their wits' ends continually when on a long ride with a horse tied to the carriage behind!—and yet this simple invention would prevent it all, and they would not be obliged to even give the horse a thought.

The next lesson to be given to the colt should be the harnessing. First, put on the open bridle with the straight bar bit, and run the lines back through






the thill-straps. Then teach the colt to turn to the right and to the left, and to stop at the word whoa. These lessons should never be longer than an hour each, and generally only two a day. Check-reins I do not approve of, as, in my judgment, if a horse is born into this world without style, you cannot help the matter any by forcing him into it until you have thoroughly trained him to drive. Then put on your check-reins and take him up gradually, elevating his head only to a natural position.

I believe a colt should be first broke when about a year old, but never worked in a vehicle until at least five years of age; and it is my opinion that a great many of our horses are almost ruined, or at least greatly decreased in value, by being broken too young. Any good practical man, with good judgment, can break a colt; yet he must never get impatient, but bear in mind that a colt is like a child just learning his A, B, C. All colts, of course, cannot be handled alike, and, as perhaps you have already inferred from the preceding, should each be handled according to his nature, and the common-sense of the trainer should indicate the most advisable course to pursue.

#### THE EUREKA BRIDLE.

The next point I wish to discuss and explain is my Eureka bridle. All who have ever used it comprehend its great value and usefulness to everybody who in any way has to handle horses. It can be used to make a horse stand quietly while getting shod in a blacksmith's shop, or to be mounted or harnessed, as well as to be saddled or curried with a curry-comb. Sore eyes can be treated to great advantage, or any surgical operation performed. This bridle is composed of

a small but stout piece of cord, ten feet long and one-eighth of an inch in diameter, with a slip noose in one end. To put on the same, first slip the noose around the neck, pass it through the mouth over the tongue, from the off side; then through noose on near side, and pull forward firmly, next over the head just behind the ears, from near side; then under upper lip, above upper jaw from off side. pass through second



THE EUREKA BRIDLE.

cord and fasten firmly in bow-knot. This bridle will, without fail, hold the horse so that any of the previously mentioned feats can be performed with ease, and the animal will also follow you readily wherever you go.

## THE DOUBLE SAFETY ROPE.

In breaking horses that are kickers or runaways, I use the "Double Safety Rope." In case some of you may not have the surcingles and different appliances that I use, I will explain how you can use what you have near at hand. Take a common harness and put on the horse an open bridle and lines. Run the latter back through the thill-straps, the same as in driving

a colt. Next take two straps, with a ring in each one, and buckle around the front limbs just above hoof. Take about a one-half or five-eighths inch cotton rope, twenty feet long, and fasten one end through the ring in strap on near foot, and pass the other end over the



THE DOUBLE SAFETY ROPE.

belly-band of the harness, down through the ring of the off front foot and back over belly-band of harness again. Now take the rope back with the lines and start the horse. The moment he starts to kick or run



GLEASON'S SURCINGLE.

you can test the control you have over his front feet by simply pulling tightly the rope you hold in your left hand. This will, of course, bring him to his knees


and render him powerless to get away, unless you permit him to by loosening the rope.

In thirty minutes the most vicious runaway or plunger will be completely subdued by this treatment. I also use this rope on horses afraid of bicycles, cars, fire-crackers, etc., as well as in driving over paper, or going past top carriages. It is impossible for the horse to turn around with you, for as he does so, just tighten the rope and he is on his knees. Loosen the rope and he will be on his feet again. In manipulating this rope on the road I use knee-pads made in the following manner: Take a piece of felt about six inches one way and twelve inches the other, and in the middle of it sew on a piece of leather in the shape of the horse's knee. Have a strap fastened to the top of this felt, and a strap to buckle on the bottom. Buckle these on the horse's front knees, and you have a pair of knee-pads that will answer every purpose. They can be bought, however, of any regular harness-dealer.

#### THE DOUBLE BONAPARTE BRIDLE.

I will next describe my double Bonaparte bridle. This is a cord fifteen feet in length, with a stationary loop tied at one end just large enough to slip over the horse's lower jaw. Put it on the horse's lower jaw; bring it over the middle of the neck from off side; pass downward through the loop on near side; bring up to lower corner of cheek-bone on near side; hold there with right thumb, pass the slack under upper lip and over upper jaw from near side; bring over neck just behind ears from off side; then through loop held by thumb. Don't fasten. Hold the long end in your right hand and take it back, and you then have a most powerful bridle which will effectu-

ally stop any horse, no matter how unruly or vicious by merely giving it a sharp jerk, and saying "Take care" when the horse tries to kick. To make a horse come to you at word, stand off eight feet with this cord in your hand, and say "Come here," at the same time giving the cord a strong pull, which you will find will draw the animal very quickly. Step to the other side of the horse and repeat again and again for about ten minutes. Every time he obeys, caress



BONAPARTE BRIDLE.

him, and in a very short time you will have a horse that will watch you as closely and follow you as well as your dog. This bridle can be also used for animals afraid of bicycles, etc., and liable to run away.

This bridle may also be used to break a horse afraid of umbrella or buffalo robe as follows: Place on the horse the bridle as seen in engraving. Present the umbrella or buffalo robe, allowing him to smell of it; then rub it across his nose and head; open it gently, at the same time allow him to smell of it several times; work gently till he becomes reconciled to it, and in a few lessons you will be able to use the umbrella in any place around him.

In handling horses afraid of bicycles, fire-arms, fire-crackers, top-wagons, etc., the double Bonaparte bridle is the most scientific means in getting the horse under control.



NOT AFRAID OF UMBRELLA.


#### TO PREVENT HORSES JUMPING FENCES.

We will next mention my method of preventing horses from jumping over fences. Place a surcingle around his body with a ring directly under him. Put a strap around both fore legs above knee close up to shoulder. Take short rope or strap; fasten one end in strap on off fore leg, and draw moderately tight. When this is on, the horse can move one leg at a time,

so as to walk, lie down, or get up, but cannot put forward both legs at once so as to run or jump.

#### REMEDY FOR TAIL-SWITCHING.

Another thing very annoying in a horse is to have him continually switching his tail, to cure which disagreeable habit I recommend this: Place on the horse a collar and hames, and then turn over the tail on the




TO PREVENT HORSES JUMPING FENCES.

back. Lay across the tail a wooden pin four inches long, and double the hair of the tail over it. After doubling a rope and making a slip-noose in the middle, pass the noose over the wooden pin and draw tight. Fasten the ends of the cord to the hames ring, thus fastening the tail on the back snugly. Let the



tail stay up for ten hours, and then let down. If any signs of switching are then seen, put it right up again for another ten hours. However, I have seen only three or four cases that have required a second or




REMEDY FOR TAIL-SWITCHING.

third application, and there is no danger of injuring the horse in any way.

#### SHOEING A KICKING HORSE.

It is next to impossible to shoe a kicking horse, but with the contrivance which I shall now suggest this dangerous work can be made almost boy's play. Buckle a strap around the hind feet below the fetlock-joint; have a ring in the strap. Next take a wooden pin four inches long, and double the horse's tail over it. Pass a slip-noose over the pin and run the end of the rope through the ring on the hind foot, and with the end in your hand stand off a little distance. Then




HANDLING A HORSE'S HIND FOOT FOR SHOEING.

say to the horse "Take up your foot," and tighten the rope. After a few futile kicks he will give it up and offer no further resistance. If a horse is very vicious to shoe, always use my Eureka bridle in connection with the other.

#### THROWING AND SUBDUING A HORSE.

For throwing horses and letting them down there are a great many different methods to-day before the American horse owner that are used for a purpose. I



POSITION OF THROWN HORSE.

do not approve of them all, although we must have different methods for different horses. The safest one I have yet discovered is to place a strap on the horse's off front leg. Tie a rope into the ring in this strap, and bring the rope up over the horse's back. Draw this foot up to his body. Take this rope in your right hand, and in your left hand take the horse's halter. Pull the horse's head towards you and press against the body, saying "Lie down." Unless he is a very strong and powerful brute, a man weighing one hundred and thirty pounds can throw a horse in from

five to ten minutes. When the horse has lain down, take the rope that has now come over the back and that you hold in your hand, and pass through the ring in halter, fastening to shoulder.

For subduing a horse let another man, you holding the head, jingle sleigh-bells, shake a buffalo-robe, beat tin pans, and make all the rattle he can. In this manner, although the horse may be nervous at first, he will soon be convinced that nothing is going to hurt him. As soon as he discovers this, and that he cannot get up, he will give up forever. When you let him up, repeat the noise again. These lessons should be repeated on a very nervous horse about three times in order to obtain good results. If, perchance, the horse is so powerful that you cannot throw him, try the above in connection with my double-safety rope. (Place on knee-pads, etc.)

#### TO PREVENT PAWING IN THE STALL.

Many persons are kept awake nights by their horses pawing in the stall. You get up about twelve o'clock, thinking some burglar is in the house. After knocking over a few dozen chairs, stubbing your toes and barking your shins, you find, to your great disgust, that it is only the horse pawing in the barn. The only revenge you can find is to kick the horse a few times, and then go back to bed, only to be annoyed the same way again in a short time. Now, this nuisance can be easily remedied. Take a strap and buckle around the horse's leg just above the knee. Now take a little piece of trace-chain seven inches long and tie to one end a small block of wood six inches long and two in diameter. Let this chain hang down from the strap in front of the horse's leg. Every time he goes to paw, the block will strike his shin and cause him to wonder

what it is; in a few minutes he will stop. This preventive is certainly very inexpensive.

#### FOR KICKING IN THE STABLE.

To prevent horses kicking in the stable, take a piece of elastic the same as is used for a garter or sleeve elastic, and sew an ordinary vest-buckle on one end of it. Buckle this around the horse's hind leg just above the hock-joint. This will cause an unpleasant feeling when he goes to kick, and as he cannot think of that and the kicking at the same time, the kicking will stop.

#### TO START A BALKY HORSE.

I am continually being asked how to move a balky horse. I wish to say that I have never yet seen one, but have seen a great many balky drivers; that is to say, the horse, by bad management on the part of the driver, is educated to balk. Now, when a horse has this habit, in order to break him of it you must first get him under control. After getting the horse to obey every command you give him, hitch him to a light vehicle. If he obeys, reward him; if not, and he does wrong, punish him. After this you can use any treatment that you see fit. I lay down no fixed rule, as there are no two horses that can be handled by the same process. A few lessons given by a man of intelligence will have a great effect.


#### HOW TO STOP A RUNAWAY HORSE.

Next I will explain the manner of stopping a runaway horse by using nothing but a straight bar bit and lines. For instance, your horse starts to run away. Let him do so for a distance of fifty yards; then haul in your lines perfectly tight. When you get ready to

give the command to stop, say "Whoa!" at the same time you pull the right-hand rein, giving a powerful jerk, and repeat the word whoa. Don't move the left hand, but do all the work with the right. When you give the terrible jerk, twist the horse's jaw to the right, and if you have the presence of mind to repeat the word whoa, at the second jerk of the lines, you will be surprised to find your horse standing still.

#### FOR DRIVING PULLERS AND LUGGERS.

I have seen many different bits for curing pullers; but what will cure one will not cure another. The most simple appliance to be used I have always found



FOR DRIVING A PULLER.

to be the best. I will give you two different methods which I use in driving pullers. 1st. Take a strap and buckle around the neck with a ring underneath the neck sewed on to the strap; take the reins and pull through the bit-rings and buckle into ring on strap that is around the neck; here you have a purchase on the horse's lower jaw that will enable you to hold the worst puller with ease. 2d. Take a strap seven eighths

of an inch wide and eighteen inches long, with a ring one and a half inches in diameter sewed on to each end, and two smaller rings running loose on the strap. Take and place the middle of the strap directly under



the horse's lower jaw and bring the ends through the mouth from opposite sides; buckle the reins into the larger rings and the cheek pieces of the bridle into the smaller ones. This makes the most simple and yet effective appliance for a puller I have ever seen.

#### ABOUT THE WORD "WHOA."

In relation to the word whoa, you should never use it unless you want the horse to stop short. It is the habit of every horseman, as perhaps you have often noticed, while driving, and, come to a crossing or something strange on the roadside, and are going at the rate of seven to eight miles an hour, and wish to slack up the pace a little, to say "Whoa." Of course the horse stops, and in consequence receives a few sharp cuts of the whip in return. Under such a driver the horse in a few months learns the wrong meaning to the word; and when a person takes him out to drive, and a piece of paper or what not excites fear and the driver says "Whoa," the horse starts up and goes faster. The more the driver shouts "whoa," the faster the horse will go. Why? Because he has been taught to stop at the whoa and then receive punishment. So you have actually taught your horse to run away. I will now give you a practicable substitute for the word whoa in this case. If you wish to slack up a little, instead of saying "Whoa," say "Steady there, boy," or "Easy, sir." In a few lessons the horse

will understand that "steady" means to slack up, and that "whoa" means to stop. "Back" means back, and "stand" means stand. Never lie to a horse or deceive him. Make no false motions. Remember that they never forget what you once teach them, whether it is good or bad.

#### HORSE TRAINERS, NOT TAMERS.

Having travelled on the road for over ten years, I have come in contact with a great many horse-tamers, and, in fact, the press of America to-day uses the term horse-training synonymously with that of horse-taming. I never could see where the word horse-taming comes in. We are not raising a wild animal, but a domestic one, that has been so as far back as history goes; and my profession is not to undertake to tame a domestic animal, but to educate and teach him as you would a child, and thus make him more useful and valuable to man. The horse is an animal of no little intelligence, docility, and faithfulness—qualities which would be more generally apparent were it not for the cruel treatment so commonly practised in breaking him. Have patience with him, and practise good judgment and common-sense in handling him. Understand before you commence to drive him that he is a dumb brute; and as he cannot talk, he will watch your every movement. A finely bred horse is as sensitive as a well-bred person, and you should not hallo to, whip, or spur him as you would an old dung-hill of a brute.

#### USE OF THE WHIP.

The whip is a very good thing, but should only be used in its place, which I will give you a little illustration of here. If you are driving along the road and



your horse shies at a covered wagon, or a bicycle, a white dog, or anything that excites his fright and causes him to shy, do not wait until he gets by and then up and whip him for the next fifteen minutes, but when he first discovers it. Take the lines in the left hand and the whip in the right, and when he makes his first shy give him a sharp crack of the whip, at the same time saying, "Take care, sir; what do you mean?" Don't talk as though you were half asleep, but as if you meant just what you said. Keep both eyes open, and don't hit him as though you were trying only to kill a fly on his back. Never strike a blow with the whip unless the voice accompanies it. The word and blow should go together.

#### TALK TO YOUR HORSES.

One failing the American horse-owners have is, they do not talk to their horses enough. If a horse starts to run, you will stay in the carriage and not open your mouth, but sit pulling on the reins. You should speak to the horse, and if he is afraid of anything, tell him to "Take care," etc.; "it is not going to hurt you." At the same time crack the whip to draw his attention. As a horse cannot think of two things at once, the consistency of this is of course apparent.

#### HOW TO MOUNT A COLT.

In mounting a wild colt, place the bridle on his head (I generally use a Eureka bridle at the same time); then put on a surcingle around his belly. Before mounting this colt, take first his tail in your right hand and in your left hand hold the bridle line. Now whirl him around you for about a dozen times. Then let go of the tail, say "whoa," and jump on his

back. Nine out of ten will stand perfectly quiet, Why? Because you have rendered him dizzy, and he is almost powerless to jump, being practically intoxicated. His ideas have been mixed up in such a manner that he does not know what has happened. Ask the colt to start, but don't plank your heels in his flank, or you will land rather quickly in the road. Have a second party lead the colt ten to fifteen feet, until he knows what you want. If he makes any attempt to throw you, take your left hand and pull the nigh line, making that shorter than the other. Pull his head around so that he will go around himself, and thus he cannot throw his rider. After you have whirled him around five or six times, pull both lines quickly and say "whoa." After two or three lessons, he will ride off correctly. When you find out the colt will not throw you, don't commence to run, but let him off slowly, then gradually faster and faster, until he is confident that you will do him no harm. Don't force him, because, by endeavoring to be too smart with him, you will find yourself very liable to land over some near-by fence.

#### TAKING UP A HORSE'S FRONT FEET.

How many times I have been in blacksmith shops and livery stables and seen people go at a horse to make him take his feet up by pulling on the fetlock, etc. Now, let me give you an easy plan. If it is the nigh foot that you wish, place your left hand on the shoulder and the right hand on the horse's limb. Press in with the left hand at the shoulder, and quickly his foot will come from the floor! How simple! and yet why have you not done it before?

## TO MAKE A HORSE STAND QUIETLY.

To make your horse stand while getting into the carriage, give him first a lesson with the Bonaparte bridle. Teach him to stop at the word *whoa*, and to back. In fact, get him under perfect control before hitching to a carriage. Allow no one to hold him by the head; and when all hitched up, lay the lines over the dasher. In breaking horses to stand while getting into carriage, I generally use an open bridle, so they can see every motion that is made. Then, when you get them broke, put on the blinders. After having seen what you do, they will not be afraid. Now, when you go to get into the carriage, and the horse makes a move to start, say quickly "*Whoa, sir,*" and at the same time pull on the reins as if you were going to pull down a tall building. Then repeat over, and get in. If he goes to move, repeat, turn cushion over, throw your hat in the air, and toss around half a dozen tin cans in the wagon. If he moves, repeat. Crawl in and get in, in all manner of ways, and if he moves, give him a terrible jerk on the lines and say "*whoa,*" speaking as if you meant it, and thus let him feel you mean business. Don't say *wo*, *who*, *whoosh*, or *hoo*, but a good, hearty "*whoa.*"

## STARTING A HORSE.

How to start your horse, after you have taught him to stand, I will now describe. How many we see get into a carriage and say "*cluck,*" as a signal to the horse to start! This is not the way to do. Also, never take hold of the reins until you get all fixed with your robe around you. If you have sixteen in the family, pack them all in nicely first, then take up the reins and say, "*All ready, sir; get up.*" Thus

you will soon teach the horse to know what you mean, and to understand what you say intelligently. If you want to stop and speak to a gentleman on the street, or stop at your residence, remember that the word "whoa" is to be used on this occasion.

#### GIVING HORSES MEDICINE.

Now, a word in regard to giving horses medicine. It is a common practice to put a halter on the horse's head, run the end over a high beam in the barn, and




GIVING A HORSE MEDICINE.

pull the head up as high as possible, with the lower jaw so fixed that he cannot move it a bit. Could you drink a cup of water in this position? No. His lower jaw should be perfectly free, so that he can swallow. To permit this, take a strap and fasten to the upper jaw only; run a pitchfork through the end of the strap, and by these means hold the head up. You can now give him medicine and have no fear that

he will strangle. Never give medicine through a horse's nostrils; nothing is more ridiculous.

#### MY SIMPLE RIDING BRIDLE.

Take a piece of rope seven feet long; lay the middle of this rope on the top of the horse's head, pass it down the sides of his face, and cross through his



GLEASON'S SIMPLE RIDING BRIDLE.

mouth; bring ends back and your bridle is completed. This bridle is inexpensive, the cost being less than one cent. If you are out in the country, and have a good sharp knife, somebody's clothes-line will answer the purpose very well.

## RIDING BRIDLE FOR KICKERS.

I will now describe a valuable riding bridle for kickers. Take a piece of rope twelve feet long. Double or rather treble it, making a three-ply rope. Now take the rope, make a half-hitch, and tie it at each end. Then take the rope and pass it through a loop to outside and same with the other. These three ropes, at the top of this bridle, pull forward as a brow-band, and the two ropes that are across each other go into the horse's mouth. This bridle can be put over or under your ordinary bridle, and it is impossible for any horse to run away with it on. For riding purposes, reverse the bridle right round, placing three cords in his mouth instead of two.

## THE PASSIVE TREATMENT.

If you should have a horse so vicious to shoe that, after trying the methods I have already mentioned, you have to give up, I will lay down one here which, although I do not personally approve of it, is sometimes effective when everything else fails. Take a cord twenty feet long with a loop in one end, made stationary. Pass this over the upper jaw, under the upper lip; now wind around his head and through his mouth until you wind up the whole twenty feet of this rope, every time drawing it tighter. When this bridle is on the horse you can curry him and do anything else you desire. Never leave it on, however, over thirty minutes, as it stops the circulation. You can loosen it for five minutes and then tighten it up again. I have trained some very bad balkers with the use of this rope and will explain to you how. Hitch up the horse and ask him to go. If he refuses to pull, take him right out and remove the bridle. Put on this

cord for thirty minutes, and in the mean time sit around and read the newspaper or smoke a cigar. At the end of that time, hitch him up again and give him another trial; if he refuses again, put on the cord for another thirty minutes, and so repeat until you have conquered the horse, if it takes the whole day, as to break stubborn horses requires some time. Dead horses are not worth one cent; never spend any labor in breaking them, as it is only thrown away. High-life horses can be broke.

#### THE ABUSE OF THE CHECK-REIN.

Now a word about the check-rein. I claim that the check-rein should never be used, except to keep the horse from putting his head to the ground. The overdraw check should never be used, as it is too cruel, and the only possible way it can be advantageously applied is on trotting horses when going at a very rapid gait, and it then assists in steadying them. As I have stated before, no horse can be given unnatural style, and endeavoring to do so only injures the animal, by bringing on cramps, etc.

How many times do we see a fashionable equipage standing on the street, with the horses' heads high in the air, moving uneasily from side to side! Every time they show the pain they suffer, the well-dressed coachman on the seat gives them a sharp cut on the ears with his whip. This is heartless. How could you bear it yourself, with your head jerked back in this manner, for hours at a time? Of course, now that your attention is brought to the matter, you see the mistake that is made, and the better the drivers in general understand the effect it has and feel more positive every day, the use of it will probably be lessened in proportion.

## METHODS GIVEN TO THE PUBLIC.

Before concluding, let me say that I do not desire to keep secret the inventions and many methods that I have, after long years of experience and careful study, found to be the most practical, and then use them to extort money from people who need the advice so badly that they are willing to pay almost any amount to obtain the same. Everything I have discovered is laid open for the benefit of mankind as well as for that of the dumb animal. A man who would willingly withhold information that will relieve a suffering animal is as brutish as he is mercenary.

Anything that I have mentioned, and that is not as clear as it might be, I will be most happy to explain by letter so far as I am able. For this purpose I beg to say that my address is Buffalo, N. Y., and that all inquiries will receive prompt replies.



## FURTHER HINTS ON TRAINING.

## NATURE OF THE HORSE.

The horse has no reasoning faculties beyond the limits of his experience. Hence we can reason with him by acts alone. Literally, with the horse, acts speak louder than words; and hence the absolute importance of commencing every move with the horse right, for by our acts he learns. Secondly, early impressions are strong, both in the human family and with the horse, and seldom, if ever, are entirely erased from memory's tablet.

Who is there in the human family that does not well remember the first impressions of his boyhood days? And as we journey on through life, what a controlling influence they exert over us! Just so with the horse. Hence the great importance of having his first impressions of man of such a nature as to convince him not only of man's superiority, but to satisfy him that man is his best friend. Obtain by a systematic course of handling, not only supreme power over him, but teach him also to repose trust and confidence in you, and then never betray it. No animal has memory equal to that of the horse, and none will reciprocate a kindness or resent an injury sooner. We hold that man, being, on account of his intellectual resources, superior to all other animals, is, and has a right to be, at the head of all animal creation, for he can adopt means to overcome the strength of the horse or even use it against himself.

## NECESSITY OF HONESTY AND KINDNESS.

You must treat the horse kindly. You must obtain his confidence, then never abuse it. Deal honestly with him; never lie to him; he judges you by your acts. Never ask him to do anything unless you are in a position to compel obedience (if he has the correct idea of what you want), and then, when the obedience is rendered, reward him for it. Be prompt, but never deceive him.

## NECESSITY OF FAMILIARIZING TO OBJECTS OF FEAR.

As we are taught there is no effect without a cause, and as the horse becomes fearless and confident so far as he understands there is no cause for fear, we should remove the cause of mischief as much as possible by complying with those laws of his nature by which he examines an object, or determines upon its innocence or harm. Therefore, let him examine and smell of such things as are likely to frighten him, such as a log by the roadside, an umbrella, buffalo-robe, or other frightful object. His nose is his fingers.

## USE INTELLIGENT MEANS.

The horse should be treated with kindness and consideration. You have a right to curb and restrain his spirit, but not to subdue it; he has no more natural spirit than it is proper he should have. The great difficulty with all the theories of horsemanship that have been promulgated to the world is, that they have been founded upon one idea of subjugation. Subjugation is not teaching; you have a right to restrain—to make him conform to your will. But you must also teach him what you want him to do. To hitch up the wild colt and say “whoa” to him, without having first

taught him the word "whoa," is unreasonable in the extreme. 'Tis true, we cannot handle the wild colt that is actuated by fear as we can the old horse that is actuated by vengeance; with the one we are all mildness, whereas we take hold of the other in a manner that satisfies him that there is to be no partnership arrangement about it, but we are to have it our way all the time.

#### TO TEACH THE COLT TO BACK.

Put on the Bonaparte bridle; stand directly in front of your horse, having hold of the cord—about twenty inches from the head—with your left hand, resting the right on the cord or bridle about four or five inches from the head. You will say, "Back, sir," and at the same time press down and back with your right hand steadily on the cord until, by way of relieving himself, he will step back one step; then let up on the cord and pat him. That teaches him what you want. Then repeat for a few times, and after you have given him the idea and the motion, you can press him back sharply with the cord, and in a few minutes more at the word. This will never fail to teach the colt or bad horse to back.

#### BITTING THE COLT.

All you can possibly accomplish with the old-fashioned biting bridle I can accomplish with my bridle in forty minutes, and that is to teach the horse to hold down his head, hold up his head, and to the right and to the left, at the touch of the rein. If nature has not designed the horse to have a high, stylish head and carriage, no art of man can alter it, and the old-fashioned practice of straining up the neck in an unnatural position, and leaving it there for hours, in

nine cases out of ten results in a heavy-headed lugger on the bits.

#### TRAINING TO HARNESS.

The first time you undertake to harness your colt, you should be very careful to see that the harness fits perfectly well, and that it is perfectly safe. Many accidents have been the result of such carelessness. Then, with the aid of the bridle to reprove him if he resists the putting of the harness on him, harness him; and after you have moved him about a little, attach to him, before you undertake to hitch him to the sulky, what I shall call a foot-strap, which is simply a piece of webbing or a piece of strap or rope long enough to be fastened to one of his forward feet; then run over the belly-band of the harness, and then outside of the tugs back to the buggy or sulky, which you hold in your hand as a life insurance or third rein. If he attempts to run away, pull upon the strap, which throws him on three feet instantly, and he has to stop. If he attempts to run back, the same remedy stops him. If he attempts to kick you, attract his attention forward instantly, and at the same time make it impossible for him to kick. The moment you notice any disposition to kick, you take his foot, which disconcerts him, attracts his attention away from his hind parts, while it is impossible for him to kick; yet do not take his foot and hold it, but keep snatching and letting him have it, and you will soon break him of the habit. This is one of the most powerful means of control ever yet devised, because you beat him while right in the act.

#### OBJECTS OF FEAR.

Never whip your horse for becoming frightened at any object by the roadside; for if he sees a stump, a

log, or a heap of tan-bark in the road, and while he is eying it carefully, and about to pass it, you strike him with the whip, it is the log or the stump or the tan-bark that is hurting him, in his way of reasoning, and the next time he will act more frightened. Give him time to examine and smell of all these objects, and use the Bonaparte bridle to assist you in bringing him carefully to these objects of fear. Bring all objects, if possible, to his nose and let him smell of them, and then you can begin to accustom him to them.

#### DRIVING.

In teaching a young horse to drive well, do not be in a hurry to see how fast he can trot. Keep each pace clear and distinct from each other; that is, in walking, make him walk—do not allow him to trot. While trotting, be equally careful that he keeps steadily at his pace, and do not allow him to slack into a walk. The reins, while driving, should be kept snug; and when pushed to the top of his speed, keep him well in hand that he may learn to bear well upon the bit, so that when going at a high rate of speed, he can be held at his pace; but do not allow him to pull too hard, for that is not only unpleasant, but makes it often difficult to manage him.

#### BALKY HORSES.

When the horse balks in the harness it is not from any unwillingness to perform his duty, but from some confusion or excitement arising from mismanagement. He is willing and anxious to go, but too eager or high-spirited to make the steady push against the collar necessary to move the load. The usual plan is to commence to curse and lash. A volume might be written on the importance of keeping cool on all such

occasions. Frequently, simply going to their heads and moving them gently against their collars to the right and left evenly, giving them time to get cool, will make them start of their own accord. Sometimes taking up one fore foot in your hand, and giving the horse a sharp press against the shoulder to one side, will cause him to step, and start him. But if the habit is firmly fixed, you will have to resort to the following means, which will take a few lessons; then you break up the habit.

Take your balky horse in the barn or on a piece of greensward; take him by the head and tail and whirl him around until he is quite dizzy, and if you become dizzy before he does, let him whirl himself as follows: Tie the hair of the tail into a hard knot; then take the halter strap in your left hand, holding the tail in your right, pass the halter-strap through the hair above the knot, and draw up as short as the horse will bear without running around, tying quickly. This will bring the horse in the form of a half-circle—his head fast to his tail by the halter-strap. Your object is to break up his confidence in himself; and nothing on earth, no process you can subject him to, will do it half as soon as this. Should he not run round very freely, touch him behind with the whip, which will cause him to move sharply. Simply keep him moving until he falls down by becoming dizzy, which he will do inside of a minute and a half. Let him lie a few minutes; then tie him in the opposite direction and put through until he falls or is unable to move. Then put on your Bonaparte bridle and give him a few sharp jerks to the right and left, and show him you can handle him by the head as well as by the tail. Thus train him until he will spring to the right and left, and straight forward, when you ask

him to—and then you are in a shape to put him in harness. If he refuses to draw, step in front of him with the bridle on, fetching him either way first and then straight ahead, and in a short time you will work it out of him. If at any time your horse should become warm, put him aside and let him cool. You will gain time by it; for when sulky and heated he is in no shape to learn.

#### BAD BITERS.

If the horse is a stallion, with a confirmed habit of biting and striking, I should not think it worth my while to attempt to cure him, but should castrate him at once. You are always in risk of your life or limb while you have such an animal about. If a mare or gelding, put on the Bonaparte bridle, and watch him closely, in a sly way, not letting him know you are watching him; and when he attempts to bite, give him a few severe pulls upon the bridle. Do this in such places as he is most likely to bite, and we will warrant that a few efforts will teach your animal that his jaws were not made to bite his keeper. To prevent a stallion from biting his mate when hitched up double, attach an independent line to the outside ring of his bit, letting it hang loosely, the end being held by the driver. As he attempts to bite, pull up sharply, and hit him severely with the whip.

#### PUTTING TONGUE OUT OF MOUTH.

To prevent this take a thick piece of patent harness leather, about four inches long and two inches wide. Cut off the ends, rounding near the edge; on each side punch two holes, through which put a leather string, and tie it on top of a joint bit. When you put in the bit place this on top of the tongue; take the side

pieces of the headstall up pretty well. This will prevent him from running his tongue out over the bit. If he runs it out under the bit, use a straight bit, bore two holes through the bit from the under side, about an inch and three fourths apart. To these attach a piece of large wire, bringing it under in the shape of the bowl of a spoon. When you put on the bit, pull the tongue through between this wire and the bit, seeing that the space is large enough for it to sit easy. These plans will soon break up this bad-looking habit.

#### GLEASON'S GENERAL HINTS.

Match horses with reference to size and motion, particularly—to color if you can, and have the other requisites.

Always have inside lines on a double team quite long, and back-strap short.

Never *check* a horse, if you wish to have him last long, except while training.

Feed in *low* mangers—*water* and *oats* to be given *first*, hay afterward.

If worked, very little water to be given in the night.

Stop at the *top* of a hill, and let your horse get breath.

The shoe should fit the foot—not the foot fit the shoe. Never cut the bars or frogs.

Wet the *hay* and *not* the oats for a coughing horse.

Never let a horse stand long facing a cold wind.

Feed light when changing feed.

When training in a building, have carriages, etc., removed.

Use but a few words with a horse, but have them understood.

Be earnest and prompt, but not harsh.

Always approach a strange horse near the shoulder.



Teach before whipping, and when whipping do it to frighten, not to enrage.

Never jump from a wagon when your horse is running away. More lives and limbs are lost in that way than by remaining in the wagon.

Exercise sound judgment by purchasing a horse suited to the business required of him. Some horses are good saddle-horses, but might not make good cart-horses.

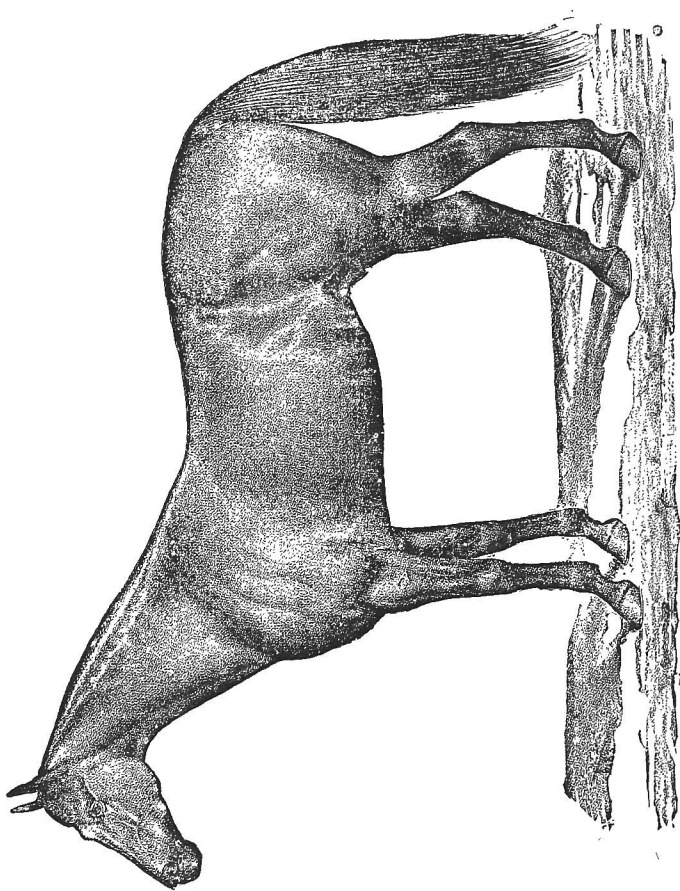
If a horse cribs, drive a few three-ounce tacks through the throat-latch of his halter, so that the points are inward toward the neck when the throat-latch is buckled moderately tight. As he attempts cribbing, the swell of the neck causes him to be pricked, which admonishes him to quit.

He who buys needs a hundred eyes.

Try before you buy.

Never spare time or labor to relieve the suffering.

In treating a disease never spare hair.



JEROME EDDY—RECORD, 2.10 $\frac{1}{2}$

## PART THIRD.

---

# TEACHING HORSES TRICKS.

---

### GENERAL REMARKS.

Mankind are too apt to dépend upon their strength to beat the horse, without making any use of their reasoning powers to outgeneral him; and, in many instances, such an exercise of tyranny over the horse only engenders a rebellious spirit on the part of the animal. Therefore, lay aside your strength, and use your reason; be moderate, be temperate. No man can become a good horseman, and not have first learned to control himself before he attempts to control the animal. Be firm, be persevering, be honest; never lie to your horse. Endeavor to have him understand what you want, and do not confuse him by attaching different meanings to the same word. It is quite common to say "whoa" when it is only intended to go slower, or, when the horse has not stirred a foot, to let him know of your presence; and then when you want a "whoa" when your life may depend upon your having a good "whoa" upon your horse, you find you have not got it. You have played it entirely out of him. Never say "whoa" unless you mean to stop right there. Speak always in a natural tone of voice, under all circumstances.

Have your horse understand, by examination and

experience, that the things liable to frighten are harmless; and be sure not to whip him for being frightened. Always let your horse face the object of fear; and when frightened, remember the slower you move your horse the more power you have over him. There are times when letting a horse trot is almost as bad as letting him run away.

Fear is something a horseman should never exhibit in his countenance or voice, as the horse is a close observer, and soon learns to take advantage of such indications to become careless of control, if not indeed aggressive. Let your lessons be thorough, but not very long. Be gentle and patient with the colt, but make the wilful, stubborn horse feel the full extent of your power, until he submits. Though if he should become much heated and excited, it is prudent to stop and repeat the lessons at some future time; repeat until there is thorough and unconditional submission. Let your treatment be characterized by gentleness afterwards.

#### TRICKS.

As many of my readers may wish to know how to teach their horses tricks, I will explain how it may be done. Teaching a young horse a few tricks serves greatly to keep up an interest in him, and makes him appear intelligent, fearless, and affectionate. In teaching your horse to perform tricks, it is best to give him one or two lessons of half or three-quarters of an hour each, daily.

#### TO COME AT THE CRACK OF THE WHIP OR AT THE WORD OF COMMAND.

Put on the Bonaparte bridle; stand off a few feet from his head, holding the end of the bridle in your left hand and the whip in the right. Crack the whip a little,

and say, "Come here, sir." He does not know what this means, but you show him by pulling on the bridle a little, which he will obey by moving towards you a few steps. This movement you thank him for by stepping forward and giving him a little apple or a few kernels of corn, and caressing him gently; then repeat in the same way, rewarding him as before, and so continue until he will walk up to you readily when you crack the whip or say, "Come here, sir," which he will soon learn to do. Each time he comes to you, talk to him kindly, and do not fail to give him his little reward of corn or apples, oats, or something of the kind which he likes. You can now take off his halter and turn him loose, and repeat until he fully comprehends that the way to avoid the whip is to come to you, which, with the encouragement of being rewarded, will soon inspire his fullest confidence, and he will come to you and follow you like a dog.

Be very cautious about the use of the whip, or harsh language, remembering that perfect, cheerful obedience is your object, and that can be secured only by great patience and gentleness.

#### TO MAKE A BOW.

Take a pin in your right hand, between the thumb and forefinger, and stand up before, but a little to the left of, your horse. Then prick him on the breast very lightly, as if a fly biting, to relieve which he will bring down his head, that you will accept as yes, and for which you will reward by caressing and feeding as before. Then repeat, and so continue until he will bring his head down the moment he sees the least motion of your hand towards his breast; or substitute some signal which he will understand readily.

## TO SAY NO.

Stand by your horse near the shoulder, holding the same pin in your hand, with which prick him lightly on the withers, and to drive away which he will shake his head; you then caress as before, and repeat, until he will shake his head at the least indication of your touching him with the pin. You can train your horse so nicely in this way in a short time as to cause him to shake his head or bow by merely turning the hand a little, or moving it slightly towards him.

## TO LIE DOWN.

To teach a horse how to do this trick quickly, you must lay him down two or three times, or as often as you will find it necessary to make him understand your object. If an old horse, strap the near fore leg to the arm; then take your little strap, previously used to temper your colt with, and place over the back, and strap around the off fore foot, below the fetlock. Then take the bridle rein firmly in your left hand, about eighteen inches from the head, and pull it a little towards you. The moment he steps, pull upon the strap over the body, which will bring the horse on his knees. Hold him quietly, at the same time talking to him gently. When he springs, pull sharply with the left hand, and the same instant pull down with the right, which will swing him around you and prevent his rising high enough to injure his knees by the momentum of the body in coming down. By being gentle, the horse will usually lie down in a short time. When down treat your horse with the greatest attention and kindness. After holding him down ten or fifteen minutes, permit him

to get up. Repeat this lesson until he will come down readily. Then use only the strap over the back, and which have on the near foot, and bring him on his knees gently, when he will soon lie down. When he will come on his knees readily by taking up the foot in this way, take up the foot with the hand, asking him to lie down. He will soon come down. When he will come on his knees readily by taking up the foot with the hand, simply stoop as if intending to take it up, saying, "Lie down, sir." Then make him come down by a motion of the hand, and finally by simply telling him to lie down. If a colt, use but the single strap over the body at first, which will soon cause him to come on his knees. In teaching a horse to lie down, be gentle, caress and reward him for lying down, and your horse, comprehending what you want, and finding himself paid for compliance, will soon be as anxious to get down for the reward as you are to have him do so.

#### TO SIT UP.

When your horse will lie down readily, you can then teach him to sit up like a dog, easily. If young, and not very heavy and strong, you can easily prevent his getting up without tying down. First cause him to lie down, having on him a common bridle with the reins over the neck; then step behind him and place the right foot firmly on the tail, the reins in your hands. Then say, "Get up, sir." The horse, rising from a recumbent position, first turns on his belly, throws out his forward feet and raises himself on them, springs forward and rises on hind feet. Now, standing upon his tail firmly, and pulling back upon the reins when he attempts to spring forward and up, will prevent his doing so, and you hold him sitting

up. Hold him firmly a few seconds, talking to him kindly, before permitting him to rise on his feet. Repeat a few times, when, instead of springing up, he will sit upon his haunches a short time, which you are to accept as complying with your wishes. Always say, "Sit up, sir," every time, and hold him in this position as long as he will bear, by fondling and feeding him with something he likes from the hand, and your horse will soon learn to sit up for you as long as you please.

But if your horse is heavy and strong, it will be necessary to resort to other means to hold him down at first. This you do by putting on his neck a common collar, and causing him to lie down. Then fasten a piece of rope, or a rein, to each hind foot and bring forward through the collar and draw up close, which will bring the hind feet well forward. Then step behind, as previously, and when he attempts to rise on his hind feet he finds it impossible to do so, because you hold them firmly with those straps. Repeat two or three times, when it will not be necessary to resort to such force.

#### TO TEACH YOUR HORSE TO KISS YOU.

Teach him first to take an apple out of your hand. Then gradually raise the hand nearer your mouth at each reception, until you require him to take it from your mouth, holding it with the hand, telling him at the same time to kiss you. He will soon learn to reach his nose up to your mouth; first to get his apple, but finally because commanded to do so. Simply repeat until your horse understands the trick thoroughly.



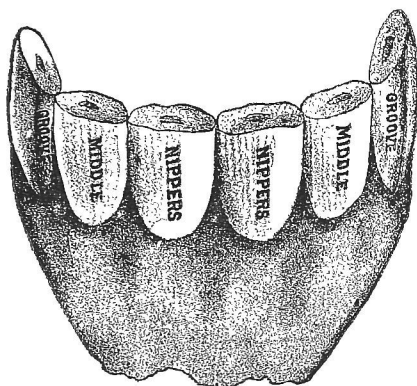
## TO SHAKE HANDS.

Tie a short strap, or piece of cord, to the forward foot, below the fetlock. Stand directly before the horse, holding the end of this strap or cord in your hand; then say, "Shake hands, sir," and immediately after commanding him to do so, pull upon the strap, which will bring his foot forward, and which you are to accept as shaking hands, thanking him for it by caressing and feeding, and so repeat until, when you make the demand, he will bring the foot forward in anticipation of having it pulled. This is a very easy trick to teach a horse. By a little practice a horse may be easily trained to approach, make a bow, shake hands, and follow like a dog, lie down, sit up, etc., which make him appear both polite and intelligent.

Never lose courage or confidence in your ability because you may not bring about good results easily. To accomplish anything of importance, remember, requires no ordinary resolution and perseverance. There would be no credit or importance attached to mastering and managing bad horses, if not difficult and apparently dangerous. No duty requires more firmness of purpose in the control of the passions, or more fidelity to the principles of kindness and truth, than that of horsemanship.

If you would be really a successful horseman, you must never seem to forget by your conduct that you are a man, and that your real superiority over the animal consists in the prudent exercise of your reasoning powers. Brute force is not your forte, and the instant you give way to passion, your reason must yield to the control of blind instinct, and you at once abdicate your intellectual superiority over the animal. Try to prove by the example of your actions in the perform-

ance of the duty, that to be a good horseman requires higher qualifications of fitness than that of the huckstering dishonesty and depravity so generally evinced in the conduct of those claiming the distinction.



## PART FOURTH.

---

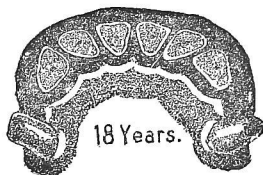
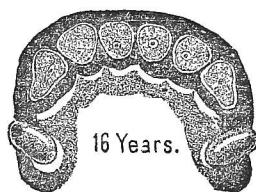
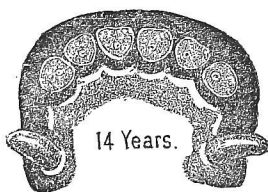
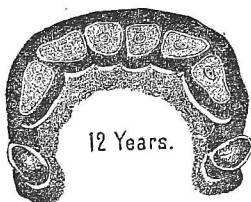

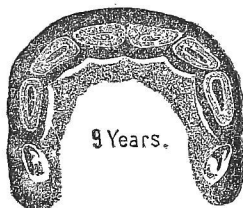
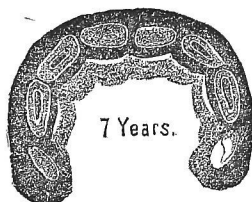
## AGES OF HORSES.

---

The following is my new system of telling the ages of horses:

A horse has 40 teeth,—24 grinders, 12 front teeth, and 4 tusks. A mare has 36 teeth,—24 grinders, 12 front teeth, and sometimes tusks, but not often.

14 days old, 4.....N	5 years, full-size.....C
3 months old, 4.....M	6 years, large cup in C small
6 months old, 4. ....C	in M, and still smaller in N
1 year, cups leave.....N	7 years, cups leave.....N
2 years, cups leave.....M	8 years, cups leave.....M
2½ years, sheds.....N	9 years, cups leave. ....C
3 years, full size .....N	10 years, groove in upper...C
3½ years, sheds.....M	15 years, half-way down up
4 years, full size.....M	per .....C
4½ years, sheds.....C	21 years, at the bottom ..C



N stands for nipper teeth; M for middle teeth, C for corner teeth. The groove comes on the upper corner teeth at 10 years old; one-fourth way down, 12 years old; one-half way down, 15 years old; three-fourths way down, 18 years old; all the way out to the bottom, 21 years old.

The groove alluded to will be found on the corner tooth of the upper jaw, running down the middle of the tooth. When a horse is from fourteen days to six years old, I judge by the appearance of both jaws; when from six to ten years, by the lower jaw, and when from ten to twenty-one years, by the upper jaw.

The above is the only true system in the world for telling a horse's age. It may be added, however, that long study and practical familiarity with horses are necessary in order to tell a horse's age readily and correctly.



GEO. A. ST. JOHN, WILKESBARRE, PA., THE SCIENTIFIC HORSESHOER.

## PART FIFTH.

---

# PRACTICAL SUGGESTIONS ON SCIENTIFIC HORSESHOEING.

---

There is no subject before American horse owners to-day that should interest them more than the subject of

### HORSESHOEING.

The force of this statement will make itself felt when we consider that there are in the United States at the present time over thirteen million head of horses, and that fully half of them are badly crippled, almost spoiled by the sheer ignorance of the ordinary horse-shoer. I even claim that more lame horses are made so by this "botchery" than by any other cause. For the simple reason that the majority of blacksmiths in this country have not had the experience necessary to do the work as it should be done; because they have not thoroughly mastered their profession, in the first place.

The following is the way our blacksmiths generally deem it proper to shoe a horse, and I will also give you some of its consequences: Any shoe is selected, and the bars, as well as a large part of the frog, are removed by the knife. This removal they term opening the heels. When the hoof is thus prepared, the shoe is applied, generally thicker at the heel than at the toe, and broad in the web, having its upper sur-

face convex. Four nails are then placed in each quarter. The high heels of the shoe prevent the frogs from embracing the ground, and the concavity of the shoe at the quarters, with the nails that are placed nearest the heels, will confine the growth of the crust and contract the hoof. After a horse has been shod in this way for a little while, you will discover that the heels are beginning to crack, and a roughness will show itself around the feet. The horse will walk lame, and you will wonder what the cause is. You ask the nearest veterinary surgeon, and he tells you the horse is lame in the shoulder or has swinney, or perhaps shoulder-jam. He will undertake to prescribe and apply remedies for the same; but of course none of these will do any good, as the real affliction is passed by without any attention whatever.

Now, the proper way to shoe a horse is to first take away the part of the sole between the whole length of the bars and crust with the drawing-knife, making the foot perfectly level. The heels can now receive the pressure of the shoe without causing corns. The sole must be made concave and not allowed to come in contact with the shoe. The heels of the shoe should be made to rest on the angles of the bars with the crust; but if the bars are removed, then the shoe is supported by the crust only, and not by the solid, broad piece of crust and bars needed. The shoe should be made no thicker at the heel than at the toe, leaving the frog to come down even with the shoe, so that when the shoe strikes the ground the frog strikes with the shoe at the same time, giving what is called frog pressure. When the shoe is applied, the cavity between the sole and the shoe should be large enough at every point to admit a large horse-picker, particularly between the bars and crust. If the picker can-



not be admitted, then it is requisite to make either the sole or the shoe concave. The bars or frog should never be removed, but ragged parts of the latter may be cut away. Where the heels are higher than the frogs, lower the heel by the rasp, for in every case we are to endeavor to bring the frog in contact with the ground. The reason why the bars should never be destroyed is that they are like the braces to a building. They run angleways to a horse's frog, and act as a wedge. The moment you take them away the heels are bound to contract, because the braces are gone. The sole of the horse's foot should be cut, only enough so that the shoe will not press on the sole.

The next point we will mention is the taste many blacksmiths have for finishing a job with the rasp, so as to make the foot look smooth and handsome, without a thought for the injury they do to the horse. Under no consideration allow any blacksmith to rasp the foot on the outside above the nail-heads. Why? Take a penknife and scrape your finger-nails for a while every day, and then notice the result. Soon they will grow rough, thick, and then lose all shape. It is the same way with a horse's hoof. Although a nicely sand-papered hoof may look very pretty for the first day or two, still it is a thousand times better to be satisfied with nature and not try to improve on her. Never let any blacksmith take a file and file under the clinches. For the reason that the wall of the horse's feet is very thin, and in filing this crust under the clinches you weaken the foot and stop the growth of the horn. When the blacksmith takes tongs and pulls off the shoe, four or five different chunks will break away and come off with the old horseshoe. The lower part of the hoof has become

dead by filing with the blacksmith's file. This will not embarrass the ordinary blacksmith, however, who will put on the shoe the same as if it were all right, and then scientifically sand-paper the whole job. This last part he has probably got down fine, and to the uninformed horse-owner, who looks only for effect, the job will be considered as all right.

As I find very few people who seem to know the functions of the horse's frog, it will not, perhaps, be out of place if I explain them, and to that end I would say that the frog in a horse's foot is a cushion to the horse, and takes the same place as a spring in a wagon. If we take the spring out of a carriage and attempt to ride over five or ten miles of rough and stony roads, we soon find that our nerves are being terribly jolted, so that we lose the pleasure which generally accompanies a drive. Now, when the Almighty made the horse, He gave him the frog to act as a cushion to his feet. The frog is of an elastic, yielding character; and when it comes in contact with the earth, stones, or anything hard, it yields and gives like a spring, taking the jar off from the delicate machinery of the foot. As its convexity must make it liable to touch the ground at every step, I conclude that it was intended to receive pressure; paring the frog, therefore, and raising it from the ground by a high-heeled shoe annihilates its functions and produces disease.

When a horse has travelled upon these high-heeled shoes for a long time, taking the pressure off the frog, the frog becomes dry and hard as a stone, and the result is, when it strikes the earth it jars the limbs and causes inflammation. Then the foot commences to contract, growing worse and worse every day, until in a few months the horse is almost worthless.

Now let me say a few words about the weight of the horse's shoes. I have discovered in my travels through America that our horses are carrying from a pound to a pound and a half of iron on each foot, and in figuring it up I make this seemingly outrageous calculation: A horse carrying one and a half pounds of iron on each foot, making one step a second and sixty seconds a minute, and running eight to ten hours a day, picks up and puts down daily over seventy-three tons of iron; and an animal carrying one pound of iron, making the same number of steps, etc., picks up and puts down fifty-two tons of iron. The following will tell you exactly how much a shoe should weigh: A horse weighing nine hundred to nine hundred and fifty pounds, up to one thousand and thirty pounds, should wear a fourteen-ounce shoe on the fore feet and an eight-ounce shoe on the hind feet. This is plenty heavy enough for driving and saddle horses. For heavy team-horses and dray-horses, of course you must use a heavier shoe; but never shoe a horse heavier than his weight requires. The less iron on the horse's foot, the better for the animal.

Another great fault I have discerned in my visits to blacksmith-shops all over the United States is their tendency to fit the horse's foot to the shoe, and not fit the shoe to the foot. The very thought of this is simply ridiculous, and to take a red-hot shoe and burn into place I most decidedly do not advise. I would make this statement: If the smith is any kind of a mechanic, and is paid well for his work, he should take the iron in the bar and work it so it will fit the foot in a proper manner. Then fit it on cold and not red-hot, which draws a certain matter from the foot, and it stands to reason is very injurious. After a short time under this treatment, it will be almost im-

possible for the blacksmith to prepare the foot with a knife.

How do we get these ignoramuses into the business? Well, young men will go into a blacksmith-shop to learn the trade. They stay there six months. At the end of that time they have perhaps learned how to sharpen the point of a horseshoe-nail and drive on an old horseshoe. It always requires at least ten years to do it, as well as intelligence and common sense, combined with a strong inclination to study the different kinds of animals. I hope I may live to see a law passed in the various States prohibiting all persons practising the art of blacksmithing unless they hold a certificate of examination signed by proper examiners, and obliging the applicant to spend a certain number of years learning the profession before being allowed to receive the diploma. Thus these "sprouters" will be weeded out, and, at the same time, as the diseases they cause cease, the number of quack doctors will in proportion grow less.

Few people realize the importance of this question. There are in the United States 12,523,488 horses and 2,162,808 mules, and for information's sake I will say here there are 45,675,533 cattle and 18,443,120 milch-cows, averaging one cow to every three inhabitants; there are 172,726 blacksmiths, and the value of livestock in the United States is \$1,500,464,609 consequently, the preservation of this enormous quantity of usefulness is indeed important. This information was furnished me direct from Washington last year.

The apprentices think they know as much as their "boss" does, and so they say to themselves, "What in the world is the use of my staying here another year, when I might be in business for myself and thereby make much more money?" So they hire a

shop, get a pair of blowers and an anvil, and a few other implements they have learned to at least call by name, and at once advertise to shoe a horse in the most scientific manner for seventy-five cents. The result is that a great many farmers and others owning horses, who are not well informed, patronize them. In a few months the horse has corns, overreach, interfere, suffer from swinney, shoulder-jam, and many other complaints too numerous to mention, and which are called by any name a quack doctor gives them. Suppose your animal has been crippled for life by a seventy-five cent blacksmith. Let me say right here that no one can shoe a horse properly for seventy-five cents and exist. He must, in equity, be paid from two to five dollars. A shoe should never remain on over four to six weeks; then have it reset, and always patronize smiths who have been perfected in their profession.

I am often asked how to cure a horse of corns, and my invariable answer is, "Simply remove the cause." If you have a corn on your own foot you would either cut your old shoes or buy a larger and better-fitting pair. Now apply the same treatment to the horse. If he has a corn, simply take the pressure off the quarter where the corn is. Cut off the top part of the corn, and after the pressure is removed it will gradually get well. In the winter time keep the foot covered. Put in tar, or something similar. There are a great many so-called specialists who claim to cure corns, etc.; but my advice is to patronize only a first-class blacksmith. If he does not succeed in the first few days, don't go off and try some one else, but stick to him, as he will be more likely, after seeing the horse a few times, to ascertain and remedy the complaint quicker than any one else.

When we say a horse overreaches, we mean that the horse, owing to the propelling power of the hind feet, cannot get the front feet out of the way quick enough. Now, to remedy this, have your horse shod with the toe-weight shoe on the front feet. Thus, having four ounces more on the toe than on the back, the power is equalized. Have a wide web shoe on the outside foot and a narrow-web shoe on the inside. The philosophy of this is that by putting toe-weight on the horse's front feet you give him more knee action, and by putting side-weight on the hind foot you spread his hind feet out when the horse picks them up. This will stop them from overreaching if properly done. The foot must be pared perfectly level. I also recommend this toe-weight shoe for a horse that stumbles. He does this because he has not the proper knee action—sometimes because he is too lazy, which the driver will understand.

If you have a horse whose foot is badly contracted in the spring of the year, apply the half shoes called toe-tips. Place them on the horse's front feet, leaving the full frog pressure. They should be made cut down at the end of the shoe, leaving the heel of the foot perfectly level with the shoe. Do not have it slanted down, as a great many do, with a knife, but have it cut right off square with the heel to correspond. In poulticing, in order to soften up this foot, if the foot is dry, use the following preparation: Linseed meal, one quart; charcoal, one pint; raw onions, one quart. Mix all together, with hot water, and make up as a poultice. Now take a piece of blanket, about a foot or a foot and a half square. Put the poultice in the middle of it, and step the horse's foot into it, bringing up the cloth around the ankle. Do this every twelve hours for five applica-

tions, and at the same time use good, strong liniment (but one that will not blister) on the cords of the animal's leg, from knee to foot. This will prevent inflammation. If you wish to expand the hoof, never put in any screws to force the same, as it is an impossibility to do it. If you desire to do it quickly, use your medicine on the hoof-band of the horse's foot known as the coronet. When the top of the foot is loosened and expands, the bottom is bound to go out with the top. This is the only practicable way of expanding the horse's hoof.

Now for another point. A great many specialists are going around advertising to cure swinney, shoulder-jam, etc. I wish to inform you that there are no such diseases known to the veterinary profession. Some quack, whose grandparents left him an almanac of about 1842 that tells how to cure three or four common complaints, thinks he has learned everything, and at once starts out as a horse-doctor. He is the only one who knows what these diseases are, and for a certain amount of money he will guarantee to cure anything. To cure quarter-cracks, you pare off all your horse's quarters, the same as for corns. I sometimes use in this case a bar shoe, which I consider a very good thing. In a great many cases you can work your horse every day; but let it heal gradually, as it takes some months to grow out a quarter-crack. If it is a very bad case, grow it down as fast as possible; and when nicely grown down, sell or trade the horse to the best bidder.

And now about the nails to be used in horseshoeing. Some smiths use one size nail for all sizes of horse—a 9 nail for ponies, and for horses weighing 1400 pounds. For a horse which weighs from 900 to 1050, I advise a 6 nail for the front foot, and a 5 for

the hind foot. Heavier horses require nails in proportion. The front shoe should be nailed on with six nails, three on each side, not too far back at the heel. The hind shoe can be fastened with three nails on the outside and two nails on the inside. Drive nails home and clinch down nicely.

A few words in regard to toe-crack. This defect is from the same cause as the quarter-crack, and appears in both fore and hind feet. Clean the crack well, cutting with a sharp knife the dead horn from each side of it, and shoe as advised for quarter-crack, putting the bearing on the frog and three quarters of the foot. If the hoof is weak from long contraction and defective circulation, I use a shoe with four calks—two heel-calks and two toe-calks, one on each side of the toe. Have these calks high enough so that the frog will not strike on the ground. The result is, the weight of the horse is thrown on the outside of the foot. The pressure is now at the toe, and none at the heel. The result is, every time the horse puts his foot down the crack closes together. A few weeks standing on these shoes will have a great effect.

Some riders have a habit which I do not approve. When they come in from a ride, particularly in the spring of the year, and their horse's legs are covered with mud, they direct the groom to turn a hose on the leg. The cold water has a bad effect, and brings on sundry complaints. Let the mud stay on until it dries, then remove it with a brush. It will come out very easily, and look fully as well as if washed.


THRUSH.—This is a very disagreeable discharge of offensive matter from the cleft of the frog, by which pus is secreted together with, or instead of, horn. If the frog is sound, the cleft sinks but a little way into it, but by contraction, or other causes, the cleft




will penetrate to the sensitive sole within. Through this fissure the discharge proceeds. It may be caused by bruises or filth. The sinking-in at the quarters will cause the horn to press upon the frog, or cutting the frog will cause it to become hard and horny. It can be distinguished from any other disease by the offensive smell. Run a stick into the fissure, and the discharge will assure you. I recommend my regular cure. First poultice, etc.

In regard to the many novel inventions of the day in horseshoes, I would say I do not endorse any of them. I endorse simply the old common-sense shoe, plain as possible.

I hope, gentlemen, that the few points I have mentioned will be of some benefit to you and to the whole horse race, which, under our present system, is enduring untold suffering, and that they will lead to the patronage and recognition of first-class blacksmiths only. Let them be encouraged by the payment of a fair price. On the horse-owners present I wish to impress my old motto—No foot, *no horse*.



HEADS OF HORSES FOR SPEED.



HEADS OF DRAFT HORSES.

## PART SIXTH.

---

### DISEASES OF HORSES.

---

#### SIGNS OF DISEASE IN THE HORSE.

The horse being unable to describe to us his feelings and tell us the seat of pain, we are compelled to rely on such signs and symptoms as we can discover by various means to determine the nature of his ailments. A few of the more common symptoms, or signs of disease, will now be considered. But to determine exactly the character of any particular case of disease, the combination of symptoms presented will have to be considered. In what follows, however, important landmarks are presented which may be useful in guiding to correct conclusions.

#### THE PULSE.

The pulse of a medium-sized, healthy horse beats about forty per minute. The pulse of a small horse may be a few more, or of a larger one a beat or two less. Age decreases the pulse slightly. Any considerable increase of the pulse over forty per minute indicates fever or inflammation, and other symptoms must be looked for to determine the particular locality of the disease. When great weakness ensues, the pulse becomes fluttering.

## THE MEMBRANE OF THE NOSE.

This, in health, is of a light-pink color; in fever or inflammation, it is red. If of the lungs or air-passages, it is more deeply colored, and specked with brown mucus. In the very last stage of most diseases, when death is about taking place, the membrane of the nose becomes of a dark, leaden, or livid color, with specks of ulceration over it. In scarlet fever it is covered with scarlet spots.

## THE EARS,

in disease, lose their erectness and quickness of motion, and become dull, loose, and fallen; falling forward if the head is down, and backward if it is raised, in all diseases affecting the system generally. The ears are cold in inflammation of the lungs and pleurisy; slightly so in other diseases, as colic, etc.

## THE EYES.

Weeping of the eyes is observed in colds, strangles, catarrhal fever, and glanders. When the eyes become glassy in the advanced stage of disease, it indicates that death is about to take place.

## THE MOUTH

is hot in fevers and inflammations. The mouth and tongue are clammy and offensive in severe colds.

## THE BREATHING.

The breathing is rapid in fevers; laborious in inflammation of the lungs; laborious, short, and catching in pleurisy, and difficult in thick wind. The nostrils are much spread in inflammation of the lungs and pleurisy.

The breath is hot. Deep, snoring breathing indicates disease of the brain.

#### THE FEET.

Coldness of the feet indicates inflammation of important internal organs, as the lungs, pleura, bowels, bladder, etc. Heat and tenderness of the feet occur in founder.

#### THE HAIR.

The hair is dry and staring in farcy, glanders, indigestion, hide-bound from any cause, worms, mange, consumption, surfeit, all diseases of the skin, and starvation. The hair comes out in patches in mange, and in spots in surfeit.

#### THE SKIN.

Heat of the skin is one of the principal signs of external local inflammation; it also shows the presence of some fevers of a general character. A yellowness about the mouth, eyes and nose shows jaundice, or inflammation of the liver. Redness of the skin of the heels is a forerunner of grease or scratches. Dryness and huskiness of the skin and hair indicate constitutional derangement, either of a chronic character, or it may be some acute disease already present or just coming on, as pleurisy or inflammation of the lungs, in which the skin of the legs is cool or cold throughout.

#### THE DUNG.

The appearance of the horse's dung shows the condition of his digestion. The dung very offensive, like that of a hog or human, indicates a want of action in the absorbent vessels of the bowels, which is a form of indigestion. The dung-balls are slimy in glanders, farcy, and worms.

## THE WATER.

The urine of the horse undergoes very great changes of quantity, color and thickness when the animal is in perfect health. Stopping of the urine, or when it passes only a little at a time, and that attended with great straining, indicates stricture, inflammation of the kidneys or bladder. Diabetes is told by the composition of the urine, and the quantity; bloody water, by its being mixed with blood.

The flanks heave in inflammation of the lungs, pleura, and bowels. They are tucked up in glanders, farcy, indigestion, jaundice, and other diseases in which digestion is impaired. A kernel will be felt in the inside of the loose skin of the flank in the groin, in mange. The flanks throb in thumps.

Drooping of the head is a sign present in a great variety of diseases, and of opposite characters. When it is observed, other symptoms should be looked for. It is most marked and perfect in diseases of the brain.

## LYING DOWN.

In flatulent colic the horse lies down carefully, rolls, and tries to keep on his back. He then gets up quick. In spasmodic colic he lies down quick, rolls over quickly several times, and gets up, or he may only rise on his hips and sit for a while and then roll again, or get up. In inflammation of the bowels he lies down carefully, and lies stretched out and paws, or strikes, with his fore feet.

## STANDING STILL.

In locked-jaw, the horse stands wide, and fixed as a statue. In inflammation of the lungs he stands with his head inclining and his fore feet forward, and does

not want to move; and if he lies down, he gets up instantly. In pleurisy, the same way, but may lie down for a time.

#### POINTING WITH THE NOSE.

The horse points with his nose to the flanks, in inflammation of the bowels and colic; and turns his neck carefully and looks at his side, but does not put his nose to the body, in pleurisy. In inflammation of the foot or acute founder, he points his nose to the foot.

Pointing the fore foot indicates atrophy of the muscles of the shoulder, called swinney. Pointing first one and then the other is a symptom of founder or rheumatism. Dragging the fore foot shows dislocation of the shoulder-joint.

Staggering, in most diseases, as colic, for example, indicates approaching death. It is a symptom of hysterics, palsy, and poisoning with narcotics.

Straddling is a symptom of inflammation of the kidneys, bladder, and strain of the back.

Stiffness in walking occurs in big head, farcy, founder, lung fever, pleurisy, hysterics, and rheumatism.

Twitching of the skin on the side occurs in pleurisy.

Delirium occurs in inflammation of the brain, vertigo, apoplexy, and stomach staggers.

Drying up of the perspiration, or sweat, very suddenly, when the horse is being driven or worked, is an indication that he is about taking pleurisy or inflammation of the lungs, or some other severe form of inflammation.

## REMEDIES AND DIRECTIONS.

## INFLAMMATION.

From *inflammo*, to burn. This is one of the most common forms of disease presented to the veterinary surgeon, and regarding which many erroneous opinions have prevailed, in consequence of which much injury and often serious consequences have resulted. Sound medical practice must be based upon sound medical principles. A correct understanding of the term inflammation will assist us very materially in understanding the pathology of diseases in their most common forms. A few years since every form of disease occurring in our domestic animals was regarded and treated as some form of inflammation. Purging and bleeding were the order of the day. How different the practice of the present day, especially during the last ten years!

The manner in which inflammation has been written upon has made it a subject perfectly bewildering to the general reader, and from its being associated with everything in actual practice, no idea of a very definite kind with regard to it will for a long time occur to his mind. With a view to overcome this difficulty, we will give the most simple definitions of the term "inflammation." It is an unnatural and perverted action of and in the capillary blood-vessels, attended with redness, throbbing, swelling, pain, heat, and disorder of functions, with change in both its fluid and solid constituents, as well as with more or less general disturbances of the system.



CAPILLARIES.—The blood is the pabulum from whence is elaborated the entire organism, as well as the source from whence are derived all the various secretions and excretions of the system; but in order that these purposes may be accomplished, it is necessary for the fluid in question to be circulated through, or its material brought in contact with, every tissue requiring fresh nutrition, as well as through the various secretory and excretory organs. To effectually accomplish this we find a class of structures set apart and admirably adapted in every way to fulfill the purpose required. The first of these is the heart itself; next come the large blood conduits, the arteries which spring from the former as the tree springs from the earth; while the arteries, again, terminate in a series of vessels of wonderful minuteness, just as the boughs of a tree terminate in twigs. These minute vessels are denominated capillaries. The capillaries ramify, and are placed in the most intimate relation with every tissue throughout the body within whose substance reproduction and decay are in perpetual operation, as well as with those organs whose duty it is to furnish or separate the secretions and excretions already referred to. Each tissue selects from the common pabulum, the blood, thus sent to it, the peculiar principle it requires to support its own life and integrity.

The usual terminations of inflammation are resolution, mortification, suppuration, ulceration, hemorrhage, effusion, hepatization, and ossification. 1st. By Resolution is meant the state of the tissues after their recovery from the effects of inflammation. 2d. Mortification is a loss of vitality, or the death of the tissues involved. 3d. Suppuration is a collection of purulent matter, which receives the name of an abscess. 4th. Ulceration, a purulent solution of the continuity

of the soft parts, arising from loss of substance. 5th. Ossification—formation of bone—change of soft structures into bone. 6th. Hemorrhage occurs as a direct or indirect consequence of inflammation, from ulceration penetrating through the coats of an artery. 7th. Effusion, an exudation of serum, or watery accumulation, as dropsy. 8th. Hepatization, conversion of a texture into a substance like liver.

The account we give is necessarily brief, but we trust it is sufficient to furnish the reader with a clear conception of the matter in hand, and in turn enable him to clearly comprehend that which is to follow.

#### DISEASE OF THE MOUTH, OR LAMPAS.

SYMPTOMS.—Swelling of the gums and bars, and roof of the mouth. In many colts and horses it occasions but little or no inconvenience, while in others the pain is so great as to interfere with their feeding.

TREATMENT.—Some barbarous pretenders burn with hot iron. But act humanely. Lance the bars, or use the jack-knife if you can get nothing better; use judgment, and in a few days the animal will feel as usual.

#### SORE MOUTH.

This occurs often by jerking the animal severely with the bit; often from some unknown cause. Apply wash with swab.

Tr. Myrrh..... 4 oz.

Sol. Alum-water..... 4 oz.

#### UNEVEN TEETH.

The molar teeth of the horse very frequently become sharp and irregular, interfering with the mastication to such an extent as to cause the digestive organs to become impaired, giving rise to an unhealthy condi-

tion of the system. At times the cheek becomes lacerated by the sharp edges, causing it to become tender and sore. The case can only be remedied by the tooth-rasp, an instrument made for the purpose, to be used by a careful hand.

#### WOLF-TEETH.

These are two small teeth which make their appearance immediately in front of the upper molar teeth during the period from the colt to horsehood. It is supposed by some horsemen that they injure the eye of the horse. No author that I have ever read describes or defines clearly that they do really injure the eye, or say what causes them to appear as they do. The only remedy is the tooth forceps.

#### SPASMODIC COLIC.

**SYMPTOMS.**—The horse begins to shift his posture, looks around at his flank, paws violently, strikes his belly with his feet, lies down, rolls, and that frequently on his back; the horse bloats, sweating takes place, and the pulse is feeble.

**TREATMENT.**—Take, while on his feet, a fork-handle, being the nearest and best thing at hand; place the tines in the halter or bridle, or straddle the upper jaw and raise the head as high as possible three or four times, which will often have a tendency to relieve by stretching out the intestine, so that the food and air can pass. The intestine, it is said, often becomes entangled, or folds so that air cannot pass, which sets the whole internal matter to fill with air and bloats to the fullest extent. It would be well to remark, right here, that the coating of the horse's stomach becomes corroded and sour or foul often from improper feed; whereas, if kept in proper shape by the use of flax-

seed tea or mucilage, followed by a tonic in shape of a powder to sweeten and cleanse the stomach and intestines, colic and inflammation would not so often occur.

Ext. Ess. Peppermint..... 2 oz.

Tr. Belladonna..... 20 to 30 drops.

In a drench, say 1 pint cup of warm water every two hours until relieved; very seldom the second dose has to be given. Follow with a strong injection of Castile soap and water, say from 4 to 6 quarts of soft water; repeat in fifteen minutes if no passage; clothe warm. Use judgment not to let the horse bang his head and body while in the severe spasms.

#### INFLAMMATION OF THE BOWELS.

SYMPTOMS.—There are two varieties of this disease. The first is the inflammation of the external coats of the intestines, accompanied by considerable fever and costiveness. The second is that of the internal mucous coat, usually the consequence of an over-dose of physic, accompanied by violent purging.

But the causes, symptoms, and treatment of both are so much alike that it would be raising unnecessary difficulties to endeavor to distinguish between them. In either case the animal will be noticed with a shivering fit; the mouth will be hot, the lining of the nose red, pulse quick and wiry, ears and legs cold, the belly hot, the animal will shrink at the touch and groan, bowels costive, and the patient becomes fearfully weak. In extreme cases the pulse is scarcely to be felt.

The causes of this disease originate from sudden exposure to cold, especially where highly fed and groomed, going too long without food, over-exertion,

drinking too much cold water, cooling off suddenly, etc., etc.

TREATMENT.—Get the patient in comfortable quarters with as little noise as possible. Take tr. belladonna and ess. sassafras, each 1 oz., and give  $\frac{1}{2}$  tea-spoon in  $\frac{1}{2}$  tea-cup of water in a drench, say every three hours, together with a sufficiency of flax-seed or slippery-elm tea; also an injection of soft water and Castile soap—add to 4 quarts say, 1 tea-spoon of the tr. belladonna, repeat as often as you deem necessary. Be particular to have good care taken, and observe as much quiet as possible. Give what cold water he will drink, with a sufficiency of green fodder, or mash or gruel. As the patient grows better lessen the dose still one-half, and give every six hours until relief is obtained. The less you irritate the bowels by rash medicines, the less you are liable to inflame. Usually the disease lasts from five to fourteen days, but it differs in length of time according to the severity of the case. Apply a mustard plaster or a liniment to excite and draw to the surface more or less of the inflammation. A severe and protracted case usually proves fatal.

#### WORMS.

Worms of different kinds inhabit the intestines, but, except when they exist in great numbers, they are not so hurtful as is generally supposed. From close observation, the worms are no particular damage unless in excess in the stomach and intestines by not passing off through the intestines and out of the rectum, as nature requires. The long white worm, much resembling the common earth-worm, and being from six to ten inches long, inhabits the small intestines. It is a formidable-looking animal, and if there are many of them they may consume more than can be spared of

the nutrient part of the food or mucus of the bowels. We think we have a tight skin, a rough coat, and tucked-up belly connected with their presence. They have even been voided in large quantities, and when they are not thus voided we should be disposed to trace those symptoms to other causes. A dose of physic will sometimes bring away almost incredible quantities of them.

A smaller, dark-colored worm, called the needle-worm, inhabits the large intestines. Hundreds of them sometimes descend into the rectum, and immense quantities have been found in the intestines. These are a more serious pest than the former, for they cause a very serious irritation about the fundament, which sadly annoys the horse. A good dose of physic is the favorite remedy. Often injections of tr. aloes or asafœtida, combined with Castile soap, are very beneficial. The tape-worm is very seldom found in the horse.

#### INFLAMMATION OF THE KIDNEYS AND BLADDER.

**SYMPTOMS.**—This is no uncommon disease in the horse, and is more unskilfully and fatally treated than almost any other. The first symptoms are generally fever, but the seat of the disease soon becomes evident. The horse looks anxiously around at his flanks, stands with his hind legs apart, straddles as he walks, expressing pain in turning, shrinks when the loins are pressed, and some degree of heat is felt there; the urine is voided in small quantities, and frequently is high-colored and sometimes bloody; the attempt is made to void urine until the animal strains painfully and violently, but the discharge is nearly suppressed; the pulse is quick and hard in the early stages of the disease. These symptoms clearly indicate an affection

of the urinary organs, but they do not distinguish inflammation of the kidneys from that of the bladder. The hand must be introduced into the rectum; and if the bladder be felt full and hard under the rectum, there is inflammation of the neck of the bladder, if the bladder be empty; yet if on the portion of the intestines immediately over it there be more than natural heat and tenderness, there is inflammation of the body of the bladder; but if the bladder be empty and there be no increased heat and tenderness, there is inflammation of the kidney.

CAUSES.—Often sprain of the loin, short, quick turns, by being driven too far and fast, unaccustomed to hard usage; severe cold, and soreness through the whole system by over-exertion, etc., etc.

TREATMENT.—The animal should be clothed warm and the legs well bandaged; apply a mustard plaster or some sweating preparation that will have a tendency to draw from the inflamed parts.

Oil Juniper..... 1 oz.

Ess. Cinnamon..... 1 oz.

To be given in a drench of warm water, say one-half tea-cup every four hours; alternate with from fifteen to thirty drops of the tr. belladonna to quiet and relieve pain. Let the patient be fed on soft mash or gruel. Take pains to dampen what hay is given. A good, roomy box-stall is always preferable, with a good bed and a careful attendant. The less noise in his sight or hearing, the better it will be for him; a sudden start excites and brings back the pain. The same application will produce a good effect if properly applied for both diseases; namely, of the bladder and kidney. The stoppage of the urine is very annoying to a person who does not understand or have the

proper remedy to relieve the horse; the pain becomes intense and cannot be endured any great length of time. Often medicine given will have no effect whatever to relieve or cause the horse to urinate. Then the catheter should be brought into use, when relief will be obtained at once. Hot cloths applied to the loin will often assist in relieving pain.

#### POLL EVIL AND FISTULA.

**SYMPTOMS AND CAUSES.**—The poll, or crest of the head, is swollen on the top; the horse generally hangs the head, very dull, moves around seemingly stiff and sore, often occasioned by a severe jerk or strain of the head and neck by the halter, or other causes too well known to mention; even a smart blow with a club, etc. The ligament of the neck passes over the atlas, or first bone, without being attached to it, and the seat of the inflammation is between the ligaments and the bone beneath; and, being thus deeply situated, it is serious in its nature and difficult of treatment.

**REMEDY.**—First reduce the inflammation by applying to the top or poll of the head a good and sufficient flax-seed poultice, or a bran, corn-meal, or slippery-elm poultice,—either will do. Apply for several days until the soreness is gone; then apply something to scatter, if not already broken out and formed a pipe sore. If broken, cleanse well, take a probe and carefully ascertain the depth and direction of the pipe, and insert the probe with a piece of sponge or soft muslin saturated well with the following medicine: Monsel solution of sub-sulphate of iron, or crystallized carbolic acid. Either will do. Apply every day until relieved; in the mean time keep the parts well cleansed.

Be careful how you treat your patient; treat him gently, and you will have nothing to regret after you



have him cured. The head is a very sensitive part. Very often horses have, by cruel treatment, become troublesome, making it difficult even to put them in harness. If the horse is inclined to carry his nose out, or his neck seems to be stiff, when it commences to heal put on the biting bridle, get his head in shape, and let it heal so. It is through fear he carries his head straight out. The secret is, the biting-bridle will make him carry it natural as usual.

FISTULA.—The same medicine is to be used. Often set a seton in to create an inflammation and carry off the mucous discharge; cleanse well and often; rest is better in both the above cases. Feed well while under treatment, and get the general system in order by giving tonic powders to cleanse the stomach. This treatment will also serve to purify and enrich the blood.

#### SHOULDER LAMENESS.

Lameness is most apt to arise in the shoulder, and also in the corresponding parts of the hind extremities, the latter having a bony union with the body which prevents or rather limits undue extension of the muscles. The lameness may exist in the muscular tissues, or at a point of articulation between the shoulder blade and the *os humeri*.

SYMPTOMS.—The principal diagnostic symptoms are that the horse, instead of advancing the leg straight forward, moves in a circular manner, and the action of the shoulder is quite different from that on the opposite side; the shrinking away of the shoulder can be plainly observed; also, the animal throws the weight of the body as much on the sound side as possible.

TREATMENT.—The treatment varies according to the nature of the specific form of the disease. If caused by heavy hauling or slipping or side strain, fo-

mentation should be resorted to at the first discovery of the lameness, applying hot blankets (to be kept on the parts affected), and hand-rubbing well, will often relieve in a few days. Veterinarians have of late inserted a seton in the shoulder over the parts affected, often at the same time in the chest, thus getting up a counter irritation and drawing the soreness through the skin with the seton; also apply a sweating liniment and hand-rub well. Horses have been treated with very good success by the mode last laid down. Rest is very essential until the patient is fully recovered.

#### CAUSE OF SPLINT.

A good deal of speculation is afloat as to the cause of splint. We are aware that it may be produced by a blow or injury in the form of a sprain. If it comes from a blow or injury in the form of a sprain, we should be apt to consider the animal himself the cause of it by *striking* the opposite foot; although he generally strikes the fetlock, called interfering, or else the inside of the knee; but he may once in a while have an ill-adapted shoe placed on his foot, and then, in consequence of being reined up suddenly or getting one foot into a hole, may, without the knowledge of the owner or person riding or driving, inflict a slight blow on the inside of the hind foot, which may prove, in a predisposed subject, the exciting cause of the affection.

Cases of long standing, and even one having well marked tumor stiffness or lameness, may be relieved by an occasional application of a cantharides blister. Some surgeons blister for the cure of splint, others saw off the tumor, but unfortunately I am of the opinion that splint is no more curable than the spavin or

ringbone when once the cartilage has been converted into bone.

**TREATMENT.**—Apply a sweating liniment in the first stages. If driven let the horse wear a knee-boot. Rest is essential until the soreness is worn off. Apply a liniment compound of the following:

Tr. Capsicum.....	4 oz.
Chloroform.....	4 oz.
Olive-oil.....	4 oz.

Mix and apply. Repeat as often as you think necessary.

#### CURB.

A curb is an enlargement which makes its appearance on the hind legs, about two inches below the hock. It is sometimes occasioned by a blow, but the most frequent cause is a strain of the sheath through which the flexor tendons pass. If seen in its early stage it would in all probability yield to rest and cold water and bandages; but if neglected until effusion takes place and thickening intervenes and the horse becomes lame, then a different course of treatment must take place. Our usual remedy is a paste made of the following, to be applied morning and evening:

Citron ointment.....	3 oz.
Pulv. cantharides.....	1 oz.

Add one ounce of olive-oil to make a paste. Cleanse well before an application is made. Apply only over parts affected and heat well in. Two or three applications are all that are necessary. To absorb after the sweating, hand-rub well and often. The whole matter will take up about two weeks if properly attended to.

## BOG SPAVIN OR BLOOD SPAVIN.

In its early stages spavin is treated the same as curb; otherwise other treatment, more severe, with absolute rest. The causes are over-exertion.

## TETANUS OR LOCK-JAW.

The causes and symptoms are too well known to need any description. I have only to say that in a severe case or attack of it the patients very seldom recover. No author of any veterinary work gives any particular treatment—can only say that it is doubtful if a horse ever recovers from an attack of tetanus. The disease is wholly of a nervous character. In the first stages there is a disinclination to move; the tail becomes erect and quivers, the ears set back, the conjunctiva is thrown over the pupil of the eye, and the head is elevated. As the disease advances the muscles all over the neck and body become stiff and rigid, and the legs have the appearance of a four-legged stool, the animal having little or no power to move. For the first few days the teeth remain apart, but as the disease advances the muscles of the jaw become so contracted as to bring them close together; hence the name of lock-jaw. The causes are numerous, but generally produced from a wounded nerve or bunch of nerves.

TREATMENT.—Open the wound, apply an ointment to set up a discharge, rub the loin with strong liniment well and often, as well as the legs; give internal stimulants, also gruel, and clothe well. If the patient mends it will be within five days. Relax the muscles and they will recover very soon, yet the case is very doubtful.

## DIARRHŒA IN HORSES.

CAUSES.—Over-exertion, bad digestion of the stomach, too much green fodder, too much water and being driven rapidly after, inflammation of the inner coating of the bowels.

SYMPTOMS.—Easily known by looseness and scouring of the horse. If left to run it will lead to inflammation, and in some cases, especially in hot weather, mortification often sets in; then the patient is out of the reach of the most skillful practitioner.

The usual remedy is to apply a hot blanket over the loin side, *i. e.*, over the large intestines, for a considerable length of time. Give internally tr. belladonna, say thirty drops in half tea-cup of cold water, in a drench, and repeat every four hours; also a sufficiency of flax-seed, mucilage, or slippery-elm tea; a little gruel of wheat-flour often. Keep the patient as quiet as possible. Give four quarts of cool soft water to drink at a time. Ess. peppermint, two oz., added to  $\frac{1}{2}$  oz. of opium, in a drench, together with the teas and gruel mentioned. An injection of Castile soap, say two to four quarts; add  $\frac{1}{2}$  oz. opium, or belladonna, which will assist. As the patient grows better lessen the dose to half the amount and every eight hours; still keep up the teas; they are very essential in the disease to quiet and soothe. Take good care of the patient and have a good comfortable stall, well bedded, and as little noise as possible near the horse.

## BOTS.

There has been and is so much misconception about bots and their destructiveness to the horse, that a few words about them seem advisable. All horses that are

exposed to the bot-fly must, as a result, have bots in their stomachs; but the question of interest is, What can you do for the cure of bots? In a report by Dr. Adams, published in the *Medical and Agricultural Register*, he stated having made the following experiments at different times on the bot, three-fourths grown:

“When immersed in rum they live 25 hours, in a decoction of tobacco 11 hours, in strong oil of vitriol 2 hours and 18 minutes, in essential oil of mint 2 hours and 5 minutes. They were immersed without apparent injury in spirits of camphor 10 hours, fish oil 49 hours, tr. of aloes 10 hours, in brine 10 hours. A number of small bots, with one that was full grown, were immersed in a strong solution of corrosive sublimate, one of the powerful poisons. The small ones died in one hour, but the full-grown one was taken out of the solution six hours after its immersion apparently unhurt.”

Bots hang to the muscular coating of the stomach, on the upper side. We see very plainly, therefore, that we cannot put any medicine into the stomach that will affect the bot which will not at the same time destroy the horse. In the second place, there is no veterinary surgeon of any pretensions to skill, or recognized authority, who can distinguish the symptoms of the colic from the symptoms of the bots; no attention, in fact, is given to the subject of bots in practice. No man can bring to bear any medical aid to expel the so-called pest from the horse's stomach. This is the opinion of the best veterinary surgeons in the country. Do not be misled; follow the treatment laid down for colic, and follow it rigidly and perseveringly.

## TO GROW HAIR.

Add as much sulphur to sweet oil as will make it as thick as cream; apply to the mane and tail, rubbing in thoroughly at least twice a week. This, it is said, will grow hair on the tail and mane rapidly. Must cleanse parts well with Castile soap and water each time before applying the ointment.

## GALLS, CUTS AND SORES.

Galls, cuts and sores should be kept well cleansed as often as possible with Castile soap and water, and if they are chafed and rubbed by the harness, the parts of the harness should be kept clean at all times wherever they touch the cut, gall, or sore. Apply an ointment of the following: Pulv. alum 4 oz., pulv. blood root 4 oz., white lead 4 oz., calomel 2 oz. Mix with glycerine, sweet oil, or lard, to make an ointment. I have never known it to fail on cuts, galls, and even scratches.

Or, pulv. Castile soap 4 oz., camphor gum 4 oz., calomel 2 oz. Mix with glycerine, sweet oil, or lard, to make an ointment. I have known galls or cuts to heal up readily while at work, especially if the horse's blood is well cleansed.

Drenching is the best mode of giving medicine, except in powdered form in damp feed. We use the twist in many cases to control the patient. For example, to put in setons, to dress wounds, in using the tooth-rasp, in operating for poll evil, in fistula, etc. Care in throwing the horse and securing him well before operation should be made a specialty. If half done it will leave a chance to struggle, sometimes causing a rupture of the blood vessels, or in flouncing around make him very sore.

## MANGE OR ITCH.

The symptoms are too well known to make any description necessary. Take crystallized carbolic acid, 2 oz. to a gal. of soft water, and apply to the parts affected two or three times a day until relieved; or, chloride of zinc pulverized,  $\frac{1}{2}$  oz. to a gal. of soft water, and apply as above.

## LICE ON HORSES AND CATTLE.

The remedy is the same as for mange or itch, only add, say, crystallized carbolic acid 1 oz. to a gallon of soft water. It will lay them out fearfully and no bad result will occur to the stock.

## BROKEN WIND.

Causes and symptoms well known. No remedies, seemingly, are of any avail, as far as treatment is concerned, unless little to eat at a time. Clothe warmly, etc. All the drugs and their medical properties are of little or no use towards a cure. I know of only one remedy to cure the broken-winded horse—trade him off and get one whose wind is all right.

## ASTHMA OR HEAVES.

CAUSES.—Over-exertion, over-eating, taking one cold after another, sweating and cooling off too soon in a draft of air, and various other causes. It is easier for a horse to get the so-called heaves than it is to get him over them. In most cases it is doubtful if horses ever are fully restored to their natural breathing after heaves have seated on the internal organs. However, good care will do a great deal for nature. Good care is known to be the best half.

The following powder for coughs, colds and heaves



has been used with good success for several years: Pulv. skunk cabbage 2 oz., pulv. gentian 2 oz., pulv. lobelia 2 oz., pulv. capsicum 2 oz., mixed and divided in sixteen powders, morning and evening, until relieved; also, fluid extract of smartweed, combined with elecampane, given in a dose, say one tablespoon in a drench of, say one half teacup of warm water three times a day for three or four days, together with flax-seed tea and soft food, a horse will do much better. Clothing the horse will also assist to mend his wind; small feeds at a time, little water and often, little or no hay, and dampen well what he does have.

#### FOUNDER.

CAUSES AND SYMPTOMS.—First, over-exertion and over-gorging; fast and laborious work; after getting the horse well heated up, cooling off too quick; second, hangs his head, looks dull out of the eyes, breathes quick and heavy, hard work to walk, trembles in every limb.

TREATMENT.—Clothe warm, hand-rub the limbs well, bathe the legs well in water, hot as can be borne with the hand, for one half an hour or more at a time; keep him where the wind and air do not strike too heavy; dip a blanket in hot water and put over the shoulder, and cover over with a dry one; give a bran mash three times a day; open the bowels, not enough, however, to purge, and give the tr. of capsicum 1 oz., 30 drops tr. aconite in a drench, say  $\frac{1}{2}$  pint cold water; repeat every four hours until relief. As soon as the fever subsides enough, lessen the dose one half, and as the patient grows better make the doses eight hours apart; still keep him warmly clothed, and walking exercise as much as he will bear without overdoing the matter. Always exercise judgment.

A liniment applied to the limbs and well hand-rubbed will assist very materially. The patient will bear watching for some time after he seems to be well; he will easily take cold. "*Take care*" is the first word of command, or "a stitch in time saves nine."

#### SORE THROAT OR DISTEMPER.

CAUSES.—Severe and sudden colds; changes in the weather. Different authors have many different ideas as to the origin.

SYMPTOMS.—The horse seems dumpish and drives very dull, hangs his head, refuses to eat or drink. As the glands of the throat are swollen and tender, the tonsils are inflamed, throat seems dry, generally reaches the lung. If so, takes longer to rid the animal of this troublesome disease.

TREATMENT.—Either apply a sweating liniment to the glands, or, better still, make a good paste of mustard and rub well in from the root of the ear, down both sides of his neck and over the glands, and cover over with a hood; repeat in two days if necessary. Give all the cold water he will drink, soft water preferable. Soft food, bran mash three times a day, little hay and well dampened, clothe warm, little exercise, together with plenty of flax seed mucilage—say to one pound of whole flaxseed add from four to six quarts of boiling water; when cold, give at least a quart of the tea and seeds in mash, with a powder composed of pulv. capsicum 4 oz., pulv. elecampane 4 oz., pulv. gentian 4 oz., pulv. anise 4 oz., mix and divide in sixteen powders, morning and evening. If a severe case, give four powders a day at intervals, say three hours apart; you can give in a drench. Take a fork handle, say four feet long, bore a small hole large enough to admit a piece of clothes-line for

a twist and use; it's much pleasanter to give medicine and less danger of strangulation.

#### BONE SPAVINS AND RINGBONE.

The causes and symptoms are too well known to require any particular illustrations as to the whys and wherefores. Very many pretenders have set to work to cure without the least idea of the real origin.

The old style treatment was to apply the firing iron, drawing a line over the joint, and adding curved lines on the side. This used to be the only means resorted to except applying a blister. This treatment must bring pain enough to the poor brute to produce lock-jaw. It would seem as though the operator meant to make sure to cover over all the parts affected to effect a cure. The latest mode is an iron, shaped similar to the shape and size of an egg, with sharp point. When hot touch the centre of the enlargement; once I think sufficient if it goes deep enough to touch the bone. That of itself will set up an inflammation; then apply over the bunch of osseous deposit a severe sweat composed of the following unguent: citron ointment 3 oz., pulv. cantharides 1 oz., add enough sweet oil to make a paste, then apply as above stated, and heat in. Repeat if necessary. Rest is the only thing essential until the animal recovers (*if ever*). My opinion, from a thorough and practical knowledge of the structure and situation of the disease generally, is that the less you torture and afflict the better for all concerned; yet a liniment made of tr. capsicum 4 oz., tr. opium 4 oz., ess. sassafras 4 oz., ess. wormwood 4 oz., and applied over the parts affected briskly with good hand-rubbing will do more to relieve than all other remedies applied. After several years' experience I have concluded to drop the spavin and ring-

bone treatment, as I have utterly failed in five out of six cases with firing, blistering, and worse than nonsense generally.

The time perhaps will come when some person will discover some yet unknown remedy that will effect a cure. What a fortune lies in store for the man who can cure and repeat to the entire satisfaction of every horse owner!

#### THRUSH.

The cause and symptoms of thrush are usually well known, yet I will describe them as follows: First, fever in feet, bad stable and management, wet bedding, etc., etc.

TREATMENT.—Cleanse well the parts affected with Castile soap and water; open the crevices and apply chloride of zinc thoroughly, or crystallized carbolic acid; repeat every day until relieved; cleanse well each time before an application is made. Keep the horse's feet on dry floor. Dilute with soft water one ounce of either the zinc or the acid, when it is fit for use.

#### TO DRY UP OLD SORES.

Quarter pound dry white lead; dust on the places twice a day. Horses can be worked all the time. This is simple and good.

#### FOR EYE WASH.

Two drachms sugar-lead, one-half ounce laudanum, one pint rain water. Bathe the eye above and in the sockets, twice a day.

#### TO STOP BLOOD.

One drachm of lunar caustic, four ounces rain water; dissolve and apply to the place affected.

## FOR CLEANSING POWDER.

Two ounces each gentian, fœnu-greek, rosin, copperas, flour of sulphur, black antimony, saltpetre, and one pound of Jamaica ginger; mix all together. Dose, one tablespoonful twice a day on soft food. This is good for distemper or colds.

## FOR COLIC.

One ounce each of laudanum, tincture of asafœtida and sweet spirits of nitre, and one-half pint gin or whisky; mix and drench. If not better in thirty minutes repeat the dose; then give one pint linseed oil.

## TO FATTEN OLD HORSES.

One half gallon alcohol, one quart of brewer's yeast, one quart buckwheat flour, two drachms tincture cantharides, four ounces soda; put in a jug and let it stand six days and it is fit for use. Dose, one tea-cupful two or three times a day on soft food.

## TO ENLIVEN AN OLD HORSE AND MAKE HIM PROUD.

Two drachms each of oil cloves, oil sassafras, oil anise, oil wintergreen, and two ounces each alcohol and tincture asafœtida; given ten to fifteen drops in a pail of water.

## TO TRADE ON WHEN A HORSE HAS THE HEAVES.

Two ounces each of gentian, Spanish brown, resin, lobelia, and one half pound Jamaica ginger; mix one tablespoonful three times a day. This is good to trade on, but is not a cure.

## TO BRIGHTEN UP AN OLD HORSE.

One ounce each of oil of cloves, oil rosemary, oil sassafras, oil wintergreen, tincture cantharides, two ounces tincture asafœtida, four ounces alcohol; mix and give ten drops in pail of water. This will give life to all that is not dead, and make the hair lay nice.

## DROPSY OF MUSCLES ON THE CHEST.

SYMPTOMS.—The horse is dull, loses his appetite, swells along the belly and chest between the forelegs, roots of the mane and tail dead: CURE.—Rowels in the breast and along the sides, as far back as the swelling goes; then give good physic. After the physic operates give the cleansing powders; one tablespoonful twice a day on bran mash till the swelling subsides; keep the horse dry.

## FOR SCRATCHES.

One ounce sugar of lead, one ounce burnt alum, half ounce sulphate zinc, one quart rain water; wash off clean with Castile soap and water; let dry and apply the liquid for three or four days. A sure cure if not grease heel.

## GREASE HEEL.

Bleed one gallon, physic; then give the cleansing powders, then use the ointment, one ounce each blue vitriol, copperas, sugar lead, resin, two ounces spirits turpentine, four ounces sheep tallow, one pound hog's lard; make in a salve; wash the sores and then use the ointment. Wash off all clean every third day till cured.

## BUTTON FARCY.

First physic; then give the following powders: One ounce each of gentian, fœnu-greek, rhubarb, calomel, saltpetre, flour sulphur; half pound Jamaica ginger; mix one tablespoonful twice a day; wash off the sores and dust arsenic in to eat out the rotten flesh. Keep on light food bran mash.

## PHYSICKING.

There is more injury done in the practice of this than in any other medical treatment of the horse. The old practice has been to physic and bleed every spring, and this is necessary where the horse is really sick. When you change him from the pasture to the warm stable and dry food, it is also good, as the horse must be prepared for it. Give three or four mashes before the physic, and, in the majority of cases, they will be sufficient without it, especially if the bowels are slightly moved, for really the less medicine given the better.

After the physic is given, the horse should have walking exercise for an hour or two; but when it begins to operate he should be kept still as possible, or the medicine would be likely to gripe, and perhaps irritate the intestinal canal and cause inflammation. You can give him a small amount of hay and as much mash as he will eat, and as much water with the chill off as he chooses to drink; if he will not drink tepid water give him about a quart of cold water every hour. When the purging ceases, give a mash twice a day, until you give more physic, which should be only once a week.

Barbadoes aloes is the best purgative, being always sure and safe. The dose, with the horse prepared by

bran mashes, would vary from five to seven drachms, the latter sufficient for any horse. You can dissolve in warm water and give as a drench, or make into a ball with linseed oil and lay upon the roots of the tongue, letting go the tongue at the same time. The next best purgative is the croton nut; the fatina or meal of the nut is used. It should be made into a ball with linseed oil. Give from a scruple to half a drachm, according to the state of the subject. It acts more speedily than aloes, but causes more debility. Linseed oil is uncertain, but safe in doses from a pound to a pound and a half. It leaves the horse in very good condition.

#### COUGH.

Use elecampane roots, horehound and smartweed with six red pepper pods to two ounces of ginger root; boil till all the strength is extracted, then strain through flannel; add two quarts of molasses to every gallon of extract, and boil all together for half an hour. Give one gill twice a day. Use an ox horn, or a crooked tin horn. Raise the head, and draw the tongue out on the left side; put the small end of the horn on the root of the tongue, and empty the contents; then let go the tongue. Swab the throat every night with this mixture, using a whalebone with linen wrapped on the end. This is a sure cure for coughs.

#### STOCKED OR SWOLLEN LEGS.

This is caused by sudden heats and colds.

CURE.—Bathe the legs from the hoof to the knee in as hot water as he will bear, and then bandage them. The hot water opens the pores and thins the blood, that has become thick and will not circulate well. Make a strong tea of sassafras roots, and give as a drink. If not easily procured, give as a purge one



pint of linseed or castor oil, half an ounce of oil of sassafras. Feed light; give bran mash with one tablespoonful of cream tartar for a few nights.

#### SCOURS.

This is a disease which requires no description—you will know it when it comes. It is the same as cholera in a man, but is usually easy to manage. In a warm climate it is very dangerous, as two-thirds of the horses taken with it die in three or four days.

CURE.—Boil red or white oak bark to a strong ooze; put two tablespoonfuls of cream of tartar to one quart of this decoction; give to drink or as a drench—then use the bark water for injection. Keep this up until the purging is stopped, then give a mash of scalded wheat bran twice a day. Give no hay or grain, or you will cause a relapse. He will have a good appetite, but be very careful for several days, and when you commence feeding, feed very light. A positive cure, if directions are carefully followed.

#### GREASE.

In many cases, swelled leg, although distinct from grease, degenerates into it. This disease is inflammation of the skin of the heel, and very seldom comes on the fore legs. The skin of the heel has a peculiar greasy feeling, and when inflamed the secretion of this greasy matter is stopped. The heels become red, dry and scurvy, and being so much in motion they very soon crack, and sometimes ulceration and fungus will extend over the whole heel. The first appearance of grease is usually a dry scurvy state of the skin of the heel. They should be washed with soap and water, and relieved of all the hard substance that they can by soaking; then wipe dry, and sprinkle

pulverized verdigris; this will dry up. But when the heels are badly cracked and ulceration has commenced it will be necessary to poultice them with linseed oil, or, if not at hand, carrots boiled soft and mashed fine; this is a good poultice for any inflamed part.

When inflammation and pain have gone, and there is a healthy discharge of matter, dress with an ointment of one ounce of resin, two ounces of honey in the comb, two ounces of lard, and one ounce of caliman powder; this cools and heals very fast. If the fungus is not entirely gone, wash with two drachms of blue vitriol in a pint of water. It is well to give a mild diuretic every third day—one tablespoonful of pulverized resin in a ball of bran mash. Mash the horse while treating for this. Sassafras tea is good for him. If the legs swell after they are healed, bandage every night, and give moderate walking exercise. Give a slight purge of linseed oil or Barbadoes aloes.

For all bruises and swelling of the limbs use thoroughwort and mullein, steeped and applied as hot as possible, with bandages.

The horse pulse beats from thirty-six to forty-four per minute in health; ninety feet of distentions, thirty feet of large and sixty feet of small; stomach said to hold about twenty-four quarts. It varies with the size of the horse.

#### TO RESTORE THE APPETITE.

Use of pulverized caraway seeds and bruised raisins, four ounces each; of ginger and palm oil, two ounces each. Always use twice as much of the first as of the last, in whatever quantity you wish to make it. Give a small ball once a day until the appetite is restored; use mashes at the same time.

## STOPPAGE OF THE BOWELS.

Take two quarts of soft and fresh horse manure, add one quart of boiling hot water, then strain through a common cloth strainer; give one pint as a drench. This will not fail for man or beast; for a man, dose, one tablespoonful every hour until it acts.

## SALVE FOR MAN OR BEAST.

For all kinds of old sores, use honey and resin melted together; add lard enough to make a paste; when cool it is fit for use. There is no salve better than this; its medicinal qualities are excellent.

## STIFLE.

This is a strain of the stifle muscles only. The stifle joint never gets out; if it should the horse would be worthless. The stifle shoe should never be used.

CURE.—Take the whites of six eggs, and two ounces of alum, pulverized; mix well together, and rub on the stifle muscles; dry with a hot iron. One application will probably be sufficient. 2.—One ounce of sugar lead, one pint of alcohol; mix and apply three or four times a day until a cure is effected.

## TONICS.

Where it is necessary to use tonics, gentian is one of the best vegetables, especially in chronic debility. It is best united with camomile and ginger. Gentian, four drachms; camomile, two drachms; ginger, one drachm; give in balls.

## MERCURIAL OINTMENT.

Of quicksilver, one ounce; lard, three ounces; stir until there are no globules to be seen. This is used

sometimes in preparing strains and spavins for the regular spavin ointment; rub on once a day, two or three days, before using the ointment.

#### POULTICES.

A few horsemen are aware of the value of these simple preparations in abating inflammation and in allaying pain, cleansing wounds, and causing them to heal. They are the best kinds of fomentations; they continue longer and keep the pores open. In all inflammations of the foot they are very beneficial, and in cases of contraction. A poultice that retains the heat and moisture longest is the best. They will relieve swellings, take out the soreness from the pores, and draw out unnatural substances. Linseed oil makes the best poultice; it will hasten any tumor that is necessary to open, and cleanse any old one, causing a healthy discharge where it is offensive. But in this case—where the ulcer smells badly—add two ounces of pulverized charcoal or chloride of lime—half an ounce to one pound of meal. This is good to use in grease or cracked heel.

A poultice should never be put on tight. Carrots are very good, mashed fine, after boiling soft. The charcoal may be used in this also, where the parts smell offensively.

#### FARCY—ITS TREATMENT.

When the farcy attacks only one part of the horse, and that where the blood vessels are small, it may be easily cured; but when the plate vein is affected and turns corded, and especially the crural veins inside the thigh are in that condition, the cure is very difficult, and the creature is rarely fit for anything but the lowest work after it. Bathe the legs every night in hot water, into which put a shovel of hot wood ashes, making a

weak ley. When he regains his appetite be very careful in feeding. Give him mashes at least twice a day until he gets his strength; then give green food, if possible. In very severe cases of farcy, internal medicines will be necessary. Use of corrosive sublimate, ten grains—increased to a scruple, with two drachms of gentian, and one of ginger; repeat morning and night until the ulcer disappears.

#### PLEURISY—HOW TO BE TREATED.

This is an attack of the membrane covering the lungs, and the lining of the chest, called the "pleura." The symptoms are nearly the same as in inflammation of the lungs. The horse has no disposition to lie down or to move about; the neck will be the same as in lung fever, nostrils distended, and the membrane of the nose very red; he breathes very hard, with a kind of grunt; the legs will be cold, and he will have a hard, full pulse. The blood, however, is not obstructed in its passage through the lungs. By pressing on his side he will give symptoms of pain in a very decided grunt.

CURE.—Blister both sides of the chest, and bathe the legs in hot water. Or, boil bran, and put an old pantaloon leg on over his, and fill it around with hot bran; this will get up a circulation in the extremities. Then give one and a half drachms of emetic tartar, two drachms of digitalis, three drachms of nitre. Keep well covered with warm clothing. Use one ounce of cream tartar in two quarts of tepid water, for a drink. Be sure to keep the legs warm by hot applications and bandages. Use these medicines until a cure is effected.

#### BLISTERING LINIMENT.

One part Spanish flies, finely powdered; three of

lard, and one of yellow resin. Mix the lard and resin together, and add the flies when the other ingredients begin to cool. To render it more active, add one pint spirits turpentine.

#### MEDICATED FOOD FOR HORSES AND CATTLE.

Take linseed cake and pulverize or grind it up in the shape of meal, and, to every fifty pounds of this ingredient, add ten pounds Indian meal; two pounds sulphuret of antimony; two pounds ground ginger; one and three-quarter pounds saltpetre, and two pounds powdered sulphur. Mix the whole thoroughly together, put in neat boxes or packages, for sale or otherwise, as desired, and you will have an article equal in value to Thorley's food, or almost any other preparation that can be got up for the purpose of fattening stock or curing disease in every case when food or medicine can be of any use whatever. This article can be fed in any desired quantity, beginning with a few tablespoonfuls at a time, for a horse, mixing it with his grain, and in the same proportion to smaller animals, repeating the dose and increasing the quantity as the case may seem to require.

#### LOTION FOR MANGE.

Boil two ounces tobacco in one quart water; strain; add sulphur and soft soap, each two ounces.

#### FOR STRAINS AND SWELLINGS.

Strong vinegar saturated with common salt, used warm, is good for strains and reducing swellings. One ounce of white vitriol, one ounce of green copperas, two teaspoonfuls of gunpowder, all pulverized together, and dissolved in one quart of soft water and used cold, rubbing in thoroughly, is one of the best applications known for reducing swellings.

## FOR LUNG FEVER.

**SYMPTOMS.**—Cold, clammy sweat, distended nostrils, hard breathing, soreness of chest opposite lungs, legs cold below the knees; thirsty, but cannot drink. The disease is occasioned by changing the horse from warm to cold stabling.

**CURE.**—Give one ounce sweet spirits of nitre, one ounce compound tinc. lavender, one ounce laudanum. Feed no hay, but only soft food. Blister all around the chest opposite the lungs with two ounces spirits of ammonia, two ounces spirits turpentine, two ounces tincture cantharides, one ounce sweet oil; mix and use with sponge or woollen rag. Don't bleed, or death may likely ensue. If the pulse is too quick, take two drachms digitalis, two drachms tartar emetic; mix in six powders, and give one every four hours till the heart is quiet, then stop. Give the water off slippery-elm bark to drink, with the chill broken. Rub the legs with cayenne pepper and alcohol. Blanket well and let him breathe the fresh air. This is a very valuable recipe.

## RECIPE FOR SWELLINGS.

Double handful each of mullein leaves, May apple roots, poke roots, one gallon water; boil and add double handful salt; apply as warm as the hand can bear it. Good and cheap.

## FOR FITS.

Fits are caused by overflow of blood from the heart to the brain, which causes concussion. Bleed through the nose, then give tablespoonful cleansing powders twice a day on bran mash, then the restorative liquid; keep the bowels open.

## TO STOP HEAVES QUICKLY.

Three eggs, two drachms lobelia, one pint vinegar, two drachms alum; mix together; divide in three doses and give one every morning. This is not permanent, but good to trade on.

## JAUNDICE OR YELLOW WATER.

SYMPTOMS.—Hair of mane and tail loose, eyes yellow, bars of mouth swollen, right fore leg lame.

CURE.—Give physic, then cleansing powders; don't bleed, and you will save your horse.

## RECIPE FOR LINIMENT.

Two ounces each of oil origanum, laudanum, oil sassafras, tincture camphor, oil cedar, spirits ammonia, spirits turpentine, sweet oil, one gallon alcohol. Good for swellings, burns, etc.

## CORN.

These are caused by that portion of the foot being bruised which is the sensitive part of the foot. Have the foot pared away so as to admit of the shoe being fitted to the foot so as to set easy. Do not draw too close with nails. Apply a caustic to the corn, and repeat as often as necessary, keeping the foot clean and soft by hoof ointments, and all will go well shortly. Caustic, muriatic acid, chloride of zinc—either applied will have a tendency to effect a cure.

## OPERATIONS.

These belong more to the veterinary surgeon than the proprietor of the horse, but a short account of the manner of conducting the principal ones should not be omitted.

The principal method of handling the patient as the case appears:



First, in giving a drench of medicine to a horse we use a twist, say three to four feet long. A fork handle is very nice, with a cord tied in a square knot, forming a loop, to put on the nose. First, get the patient, if standing, so that he can raise his head by putting the twist on as high as necessary to elevate his head to make him swallow. In the act of drenching, turn down only a swallow at a time, and you will be less liable to choke or strangle him. The reason for having the twist handle the length prescribed is, that a man can stand on the floor or ground and raise the horse's head the proper height without fastening in the old style. In case he chokes in taking the drench, I have known horses to strangle to death by having the head fastened up, and being unable to lower it soon enough. If strong medicine turned down the horse goes on the lungs, it seems to set him on fire at once. Some ignorant persons, pretending veterinary profession, turn the dose down the nostrils, which is sure death to the poor brute.

#### PACKING THE FEET.

Packing the feet has been practiced by many horsemen for a long time without ever hearing of any particular good derived. I feel as though it was time and money spent for naught. First, any common-sense man will see at once that there is no moisture in the flaxseed meal or any other substance ground, except when mixed with water to make a paste before stuffing the foot. How much better and sooner you would get relief by applying hoof ointment, made to soften and keep fever down. The stuffing of the feet is no more or less than old fogysm. I have noticed a good many different men in different places, packing the feet of their trotters and road horses, as part

of their toilet, but after all have seen no good result derived, or seen an expression on the owner's countenance saying it has bettered the foot at all. After all my trouble, the sole and horn on the foot are too hard for water and flaxseed meal to have but little effect.

We read of no author on the horse and his diseases that points to and commends or favors and gives any remedies, and says, "That seems to be the best and only thing needful." On the other hand, but very little is said in regard to stuffing the horse's foot. It is far better to wash the foot clean, and have your ointment, and apply around the coronet a sufficiency every day until the fever has abated and the foot becomes more pliable. There is danger of softening too much, so as to weaken; use judgment. Make the ointment from the following: raw linseed oil 1 oz., crystallized carbolic acid 2 ozs., lard 1 lb., or balsam fir 8 ozs., castor-oil 12 ozs., and crystallized carbolic acid 1 oz. This ointment cannot be beat, but it is more expensive than the first.

#### WATERING AND FEEDING HORSES.

Much has been said in regard to watering and feeding the horse. Perhaps all that is necessary. Yet I might add a word or so that might be of some light or benefit still top of other and more generous-minded writers. I have had all grades of horses to care for, from the draft horse to the finest trotter, the old plug or stage, horses out of sorts, horses to put in trim for market.

**THE HEAVY DRAFT HORSE.**—Feed him accordingly three good meals a day and eight pounds good hay at night. Before you feed offer a pail of water, if not too warm to drink the whole; then feed in the morn-

ing oats and ground feed, wet with cold water; at noon the same; at night the full mess of ground feed made into a mash each and every day. Salt and ginger are good two or three times a week. Some horses will require more feed than others, but as a rule four quarts will be sufficient for the largest horse.

THE ROAD HORSE.—Water before being fed every meal; oats dampened for breakfast, oats dampened for dinner, and a mash every evening of a good article of ground feed, and a fair supply of good hay. Keep him well groomed, clothed and shod, with good bed, and he will endure a good deal of roading.

#### FEEDING AND FITTING TROTTERS.

There are very many different opinions given as to the proper mode of caring for and grooming the trotter or race horse.

First, get the horse in proper shape by preparing the feet, next the system. In order to do this the feet should be kept clean every time he is driven; then apply the hoof ointment until the foot is soft and pliable enough, and keep it so.

Then to prepare the system, feed moderately to start, keep the bowels in a smooth, soluble condition by giving plenty of flaxseed, mucilage and seeds, in mash once a day, until you have got the desired effect; then give the System Powder morning and evening for eight days; then skip from eight to sixteen days, if they have had their desired effect. Clothe according to the season and circumstances; commence with moderate work; do not get the animal excited by overdoing matters; keep him feeling in the best of spirits; see that his teeth do not interfere with his driving on one rein, or make him slobber in feeding and watering; give at the evening meal the heaviest

feed and water; when jogging, if he does not seem to feel just right, better go to the stable and wait for another day. I would refer the reader to the *Spirit of the Times* for more extended information on the trotting horse.

---

### TO CLEAN AND OIL HARNESS.

First, take the harness apart, having each strap and piece by itself; then wash it in warm soap suds. When cleaned, black every part with the following dye: One ounce extract logwood, twelve grains bichromate of potash, both pounded fine; then put into two quarts of boiling rain water, and stir until all is dissolved. When cool, it may be used. You can bottle and keep for future use, if you wish. It may be applied with a shoe-brush, or anything else convenient. When the dye has struck in, you may oil each part with neats-foot oil, applied with a paint brush, or anything convenient. For second oiling use one-third castor-oil, and two-thirds neatsfoot oil, mixed. A few hours after, wipe clean with a woollen cloth, which gives the harness a glossy appearance.

The preparation does not injure the leather or stitching, makes it soft and pliable, and obviates the necessity of oiling as often as is necessary by the ordinary method. Its use is therefore economical.

## PART SEVENTH.

---

### LADIES' EQUESTRIANISM.

---

The saddlery for the use of the ladies is similar in principle to that devoted to gentlemen's riding, with the exception that the bits and reins of the bridle are lighter and more ornamental, and the saddle furnished with crutches for side-riding; the reins are narrower than those used by gentlemen, but otherwise the same. The saddle should be carefully fitted to the horse, and there should always be a third crutch, the use of which will hereafter be explained. There is an extra leather girth which keeps the flaps of the saddle in their places. The stirrup may be either like a man's, with a lining of leather or velvet, or it may be a slipper, which is safer, and also easier to the foot. The lady's whip is a light, puny affair, but, as her horse ought seldom to require any punishment, it is carried more to threaten than for actual use. A spur may be added for a lady's use; it is sometimes needful for the purpose of giving a stimulus at the right moment. If used, it is buckled on to the boot, and a small opening is made in the habit, with a string attached to the inside, which is then tied around the ankle, and thus keeps the spur always projecting beyond the folds of the habit. A nose martingale is generally added for ornament; but

no horse which throws his head up is fit for a lady's use. The lady's horse ought to be a most perfect goer, instead of being, as it often is, a stupid brute, fit only for a dray.

Many men think that any horse gifted with a neat outline will carry a lady; but it is a great mistake, and if the ladies themselves had the choice of horses they would soon decide to the contrary. The only thing in their favor, in choosing a lady's horse, is that the weight to be carried is usually light, and therefore a horse calculated to carry them is seldom fit to mount a man, because the weight of the male sex is generally so much above that of an equestrian lady. Few of this sex who ride are above one hundred and thirty pounds, and most are below that weight. But in point of soundness, action, mouth and temper, the lady's horse should be unimpeachable. A gentleman's horse may be good, yet wholly unable to canter, and so formed that he cannot be taught; he, therefore, is unsuited to a lady; but, on the other hand, every lady's horse should do all his paces well. Many ladies, it is true, never trot; but they should not be furnished with the excuse that they cannot because their horses will not. In size, the lady's horse should be about fifteen hands, or from fourteen and a half to fifteen and a half; less than this allows the habit to trail in the dirt, and more makes the horse too lofty and unwieldy for a lady's use.

In breaking the lady's horse, if he is of good temper and fine mouth, little need be done to make him canter easily and with the right leg foremost. This is necessary, because the other leg is uncomfortable to the rider from her side position on the saddle; the breaker, therefore, should adopt the means elsewhere described, and persevere until the horse is quite ac-

customed to the pace and habitually starts off with the right leg. He should also bend him thoroughly, so as to make him canter well on his hind legs, and not with the disturbed action which one so often sees. The curb must be used for this purpose, but without bearing too strongly upon it; the horse must be brought to his paces by fine handling rather than by force, and by occasional pressure, which he will yield to and play with if allowed, rather than by a dead pull. In this way, by taking advantage of every inch yielded, and yet not going too far, the head is gradually brought in and the hind legs as gradually are thrust forward, so as instinctively to steady the mouth and prevent the pressure which is feared. When this "sitting on the haunches" is accomplished, a horse-cloth may be strapped on the near side of the saddle, to accustom him to the flapping of the habit; but I have always found in an ordinarily good-tempered horse, that if the paces and mouth were all perfect the habit is sure to be borne.

It is a kind of excuse which gentlemen are too apt to make, that their horses have never carried a lady; but if they will carry a gentleman quietly, they will always carry a lady in the same style, though they may not perhaps be suitable to her seat or hand. The directions for holding the reins, and for their use, elsewhere given, apply equally well to ladies, the only difference being that the knee prevents the hand being lowered to the pommel of the saddle. This is one reason why the neck requires to be more bent for the gentleman's use, because, if it is straight, or at all ewe-necked, the hands being high raise the head into the air, and make the horse more of a "star-gazer" than he otherwise would be. Many ladies hold the reins as in driving. It is in some respects better, because

it allows the hand to be lower than the gentleman's mode, and the ends of the reins fall better over the habit.

In mounting, the horse is held steadily, as for a gentleman's use, taking care to keep him well up to the place where the lady stands, from which he is very apt to slide away. The gentleman assistant then places his right hand on his right knee, or a little below it, and receives the lady's left foot. Previously to this she should have taken the rein in her right hand, which is placed on the middle crutch; then, with her left on the gentleman's shoulder, and her foot in his hand, she makes a spring from the ground, and immediately stiffens her left leg, using his hand, steadied by his knee, as a second foundation for a spring; and then she is easily lifted to her seat by the hand following and finishing her spring with what little force is required. As she rises, the hand still keeps hold of the crutch, which throws the body sideways on the saddle, and then she lifts her right knee over the middle crutch. After this, she lifts herself up from the saddle, and the gentleman draws her habit from under her until smooth; he then places her left foot in the stirrup, including with it a fold of her habit, and she is firmly seated, and should take her reins and use them as directed for the gentleman. The great mistake which is constantly made in mounting is in the use of the lady's knee, which should be carefully straightened the moment it can be effected; for if kept bent it requires a great power to lift a lady into the saddle, whereas, with a good spring and a straight knee, she ought to weigh but a few pounds in the hand.

The lady's seat is very commonly supposed to be a weak one and to depend entirely upon balance, but



this is the greatest possible mistake, and there can be no doubt from what is seen in private, as well as in the circus, that it requires as great an effort of the horse to dislodge a good female rider as to produce the same effect upon a gentleman. Even with the old single crutch there was a good hold with the leg, but now that the third is added, the grip is really a firm one. When this is not used the crutch is laid hold of by the right leg, and pinched between the calf of the leg and the thigh, so as to afford a firm and steady hold for the whole body, especially when aided by the stirrups. But this latter support merely preserves the balance, and is useful also in trotting; it does not at all give a firm, steady seat, though it adds to one already obtained by the knee. When two crutches are used the leg is brought back so far as to grasp the crutch as before, but between the two knees the two crutches are firmly laid hold of, the upper one being under the right knee, and the lower one above the left. The right knee, hooked over the crutch keeps the body from slipping backwards, while the left keeps it from a forward motion, and thus the proper position is maintained. In all cases the right foot should be kept back, and the point of the toe should scarcely be visible. These points should be carefully kept in view by all lady riders, and they should learn as soon as possible to steady themselves by this grasp of the crutches without reference to the stirrup-iron. In spite of her side-seat the body should be square to the front, with the elbow easily bent and preserved in its proper position by the same precaution.

The whip is generally held in the right hand, with the lash pointing forward and towards the left, and by this position it may be used on any part of the horse's body by reaching over to the left and cutting

before or behind the saddle, or with great ease on the right side. Its use may, therefore, in all cases be substituted for the pressure of the leg in the description of the modes of effecting the change of leg, turning to the left or right, or leading with either leg. With this substitution, and with the caution against all violent attempts at coercion, which are better carried out by the fine hand and delicate tact of the lady, all the feats which man can perform may well be imitated by her.

In dismounting, the horse is brought to a dead stop and his head held by an assistant; the lady next turns her knee back again from the position between the outside crutch, takes her foot out of the stirrup, and sits completely sideways; she then puts her left hand on the gentleman's shoulder, who places his right arm around her waist and lightly assists her to the ground.

## PART EIGHTH.

---

### TRAINING AND HEALTH OF DOGS.

---

#### TEACHING THE SHEPHERD DOG.

Take a well-bred shepherd dog about six months old, reared in some secluded place, hearing no words with a meaning intended to be attached, except his name. He should know nothing of the ordinary words in use towards dogs, and not have been handled by boys or careless persons. Take him alone with you into a large room. The first thing to be done is to teach him to lead. To do this, place a strap around his neck that cannot hurt him, to which attach a cord six or eight feet in length; stand still, and hold upon the cord for a few minutes, until he ceases struggling to get away. It is best to give one lesson each day during the whole training. The first two lessons should be devoted to teaching him that he cannot get away.

Now commence teaching him to come to you by pulling upon the rope and saying, "Here," using only the one word. In the use of this, as well as all other words used in training the dog, one word is all it is best to try and teach him for any one act, it being so difficult to make him understand if you attempt to teach him more. When he is once fixed in the habit of minding the word, you may then use such

other words in connection therewith as are pleasant to the ear, as, for instance, "Come here, sir." Without the word *here* he will not know what you mean, and the others being meaningless to him, do not puzzle him. He will also be less liable to have too many masters, as the *one* word will not be likely to be used every time by a person unacquainted with your mode of training. Of course, if you prefer it, you may, in giving the lesson, substitute other words for those laid down; but we give those which are readiest to the tongue. As the dog comes up, whether voluntarily or not, say, "Do," and caress him. A lesson of an hour or two, each time working slowly and patiently, will be about right. Proceed with it until he will come to you from any portion of the room at the word "Here." He will have learned by this time, probably, that the word "Do" is for him to understand that you are through with him. When he perfectly realizes this you may then prefix words, and say, "That will do," emphasizing the word *do* each time. You may also now say, "Come here," remembering that the words *here* and *do* are the only ones he obeys. He cannot connect sentences, nor be made to understand them when once connected.

You now wish him to learn the words "Go" and "Halt." To do this you will place yourself in a portion of the room opposite to where the dog would naturally desire to go (the door, for instance, or something that would attract him, such as food), say "Go," and by coaxing and urging him start him along. As he gets part of the way, say "Halt," pulling upon the string, stopping him and saying "Halt" again. Proceed with this until he has learned to obey both the words, "Go" and "Halt." To teach these four words named will generally take three or four weeks.

Now let him learn to bark at the word "Speak" by holding up something which he wants very much, for instance, food when he is hungry. You may then let him loose, and let him run about with you (previously keeping him confined, but not in a narrow place), being watchful that he does not stray off, nor be hurt, nor handled by others. He will soon become handy about the house; you having control of him through the words you have taught him, and you can keep him in his place by the word of command. For instance, if you wish him to go out of doors, show him the door and say, "Go out." The word "go" will start him, and in a little while he will become familiar with the word "out." Give him a fixed place to sleep, and teach him its name.

If you have a dog already trained to drive and go behind, take him out with the other one to drive in the cattle. He will learn that they will run from him. Say nothing to him while he is with the other dog, unless he attempts to go to the head of any of the cattle. This you must not allow. After two or three times, take him out without the other dog and allow him to run after the cattle, provided the cattle are used to being driven by dogs. It will not do to let him run where there is a chance of being turned upon. If he drives them too fast, say "Steady." He will not know what you mean, but, as you use words with him only when they mean something, he will be apt to pay attention and go slower. If he does not, say "Halt," then "Go," steadying him by the word "Steady," if possible. He will gradually learn its meaning by its repetition. If you have no other dog, you will let him go without, being more watchful of him that he does not go to the head of the cattle; otherwise say nothing to him except "Go," not letting him start

until he gets the word. After a while you may proceed to practice upon the other words he knows. If he shows no disposition to bite at the heels, nor to pull at the tail, take a rope and tie a knot a short distance up, fringe out the end, and play with him with the rope, letting him catch hold of it, and causing him to bark at it by using the word "Speak." When he takes hold of the rope say "Up," and when you wish him to let go, "Do." You may then with a slow cow, call him up, and taking hold of the tail, say "Up," and "Speak," to teach him to take hold of the tail and bark when you say "Start 'em up," and "Speak to them," and to let go when you say "That will do."

Now accustom him to the word "Fetch," for sheep, and "Get," for cattle, etc., so that when you say "Go and get the cattle," he knows that you mean cattle instead of sheep or horses. You may then teach him to know the right from the left, and to obey your orders in that respect by taking him into a large room and by the motion of your right hand try to have him go to the right from you, saying, "Go—right." If he does not do it, say "Halt," and repeat. When he does do it, say "That will do." Continue this until he will go to the right at the motion of your hand and the word "Right"; then, making motions with your left hand, and using the word "Left," you teach him the opposite. By these motions, and an appeal to the intelligence of the dog by your countenance and eyes, you can start him for the fields in any direction you may choose, and he soon learns to do what you want with very little telling. Following these rules will satisfy you that the dog can be taught indefinitely respecting all things which pertain to his peculiar nature.

## THE WATCH DOG.

For a good watch dog, select one of a breed adapted to the business. There is but little that you can teach such an one, as it is somewhat of a natural trait, and any other than a natural watch dog, however much you may labor with him, will never be reliable. A barking dog, one that will be noisy on the approach of intruders, is the best. A dog that bites, but does not bark, is only fit to put in barns or other outbuildings, nights, chaining him up day-times; and then he is dangerous even to his keeper, as a sudden start will cause him to bite any one. To teach your dog, give him something to watch, saying, "Take care of it," as you place him near the object. He will soon learn the word, and upon being directed to any particular thing will faithfully guard it. While teaching him, allow no one but yourself to approach him without setting him on. You may have a stranger approach him and tease him, you urging him to drive the stranger away, and as soon as he starts let the person run, you calling the dog back. While young do not compel him to stay too long at one thing, and when you go up to him and say "That will do," feed him something.

After the manner spoken of in the previous illustration, whenever you wish the dog to bite, or go at any person or thing, you will teach him the words the reverse of what you mean, such as "Be still," "Get out," "Lie down." You will see that a person not understanding the dog will not be very apt to get near him, as he would naturally make use of those words, and they would be setting him on instead of quieting

him. To call him yourself, use such a convenient word as you choose, but not one naturally used by others. As this ingenious use of words is about the only new idea we can suggest to teach watch dogs, the masters can use their own ingenuity to render it practical.

---

## THE TRICK DOG.

Many amusing tricks may be taught which will exhibit in a wonderful degree the intelligence of the dog. As we have before said, much depends upon the breed. A dog of one peculiar breed may be taught a certain class of tricks, while that of another breed will be entirely different in its characteristics. A well-bred dog is hard to learn any tricks, except those pertaining to his nature; while a mongrel cur is quite easy to learn any. Perhaps a spaniel poodle dog is the most tractable of any; a black-and-tan is quite apt. We give a few examples sufficient to form a groundwork for the intelligent operator to extend his list of tricks at his pleasure.

### THE FIRST STEP TO BE TAKEN.

When you are preparing the dog to receive his first lesson, it is necessary to place him where you can control him. Procure a piece of cord ten feet long, and one-fourth of an inch in diameter; tie a knot at each end—one that will not slip. Take one end, place it around the dog's neck, to get the size; then tie another knot, and again place it around his neck, slipping the end with knot through, and make fast. The proper way of training him is with a whip—a small riding whip. In giving him his first lesson, should he attempt to run from you (as he undoubtedly will),



give him a sudden jerk, and say, "Come here;" as he comes back, talk gently, pat and caress him; that is to show him he has done right in coming back. A few pulls with the cord and he will not attempt to leave you.

#### TO TEACH HIM TO SIT DOWN.

Press your hand upon his back toward the hind legs and say, "Sit down," at the same time tapping with your foot upon the floor. If he attempts to lie down or draw his feet under him, coax him up, and teach him that "sit down" is what you are after, tapping him under the chin to keep his head well up. He will, after a few lessons, sit down at the word and a tapping of your foot on the floor, or with your whip, holding him by the cord; tap him lightly on the top of the quarters, saying "Sit down," each time a little louder, until he sits down; then pat him to show him that he has done right.

#### TO MAKE A BOW.

When he gets handy, and will sit down at the word, then say to him, "Make a bow." This trick he will learn in a very short time. As he sits down, place your right hand on the top of his head and with a quick move press down, saying "Make a bow." By accompanying the word with the act, quite often, each day, for a few days, he will understand the word without the act, and obey readily.

#### TO TEACH HIM TO SIT UP.

Set him up in the corner, and with a switch hit him lightly under the mouth, snapping your finger and saying "Sit up." As he comes down, put him back and repeat until he remains, which he will do in a few

minutes; then say "That will do," and coax him down and caress him. When he has learned this sufficiently, set him up against a wall and try the same thing. This will require more patience, as he can so easily get over to either side. When, however, he will do it, then take him out in the centre of the floor; this will take still longer, but if followed up, kindly and perseveringly, he will learn to perform the trick at the word and the snapping of the finger.

#### TO STAND UP.

Take some food in your hand and offer it to him, holding it well up, and say "Stand up." Repeat this until he will stand up quite readily, holding out your unoccupied hand for him to support his fore-feet on. Gradually take away your hand, each time that he comes up, saying "Stand up." Then take him by the forward feet and lift him up quite hard, and say, "Stand up." You will soon get him so that when you lift him he will straighten up and show signs of standing; then make the effort to teach him to stand up at the word, and the holding out of your hand. You may now combine this with the last trick, saying "Sit up," "Stand up," "That will do." These are the first tricks he should be taught, as they are the foundation for others.

#### TO GET INTO A CHAIR.

This is easily done, taking your own way to coax him into the chair, using the word "chair" whenever you cause him to get into it. When he becomes familiar with the word, accompanied with a motion of the hand towards a chair, you may use other words in connection therewith, "Go and get into the chair." After he will do this handily you may then teach him

to put his paws upon the back of the chair, by asking him to "Put them up," or saying "Up," assisting him at first. When he will do it readily you may teach him to put his head down upon his paws, by placing it there and repeating the word "Down," of course caressing him each time that he complies. To have him hold up his head, tap him under the mouth, and say "Up," remembering to say "That will do," when you are through the trick. You may teach him to jump over the chair by playfully coaxing him to do so, saying "Jump."

#### TO MAKE HIM GO LAME.

Tap him with a little rod upon the hind foot, saying "Lame," teaching him to stand and hold it up whenever you say "Lame." Now coax him along, and if he puts it down hit him quite smartly on the foot, making him keep it up until he will go lame at the word and a motion of the rod. Now whenever you send him to the chair, as before, as he goes to jump down, stop him, teaching him to wait for the word "Do." As he comes down with his fore-feet on the floor, say "Steady," and teach him to stop with his hind legs in the chair. He is now ready

#### TO RUN ON HIS FORWARD LEGS.

To teach him to do this, take hold of his hind legs, lift them up and walk him around in a circle, and place them in a chair, saying "Round." Do this every time you perform the trick of having him get into a chair. After a while take him by the tail and lift him up, and, switching his hind legs lightly, walk him around in the same manner, saying "Round," as before. With patience and perseverance he will learn to lift up his hind legs at the motion of the whip, and

on the words "Go round," perform a circle, walking on his forward feet, and placing his hind feet in the chair; of course the height of the chair must be adapted to the length of the dog's legs.

#### TO SIT ON A STOOL.

It is now very easy to teach him to "sit down" on a low stool. You may then teach him to "take a seat" on the stool by leading him around by his forward feet, and setting him on the stool with his forward feet held up, saying "Seat;" you then have him taught to go on all fours, to sit down on the stool, and go on his hind feet and take a seat with his forward feet up.

#### TO TEACH HIM TO FIND THINGS.

Take something with which he is accustomed to play, and, after getting him enlivened with play, call him up to you and blindfold him, and throw the article a short distance from you. If the dog has good scent, tell him you have "lost;" then remove the blindfold and he will search and find it. Repeat this, throwing it further each time, until you can throw your knife or anything which you have held in your hand, at a distance, you looking in the direction and saying, "I have lost my knife." He will search until he finds and brings it to you. If the dog has not good scent, teach him to look down at the word "find," and up at the word "up," doing as before.

#### TO TEACH HIM TO CREEP.

First make him lie down on all fours; then get upon your knees, take your dog's fore paws in your hands, and rest the back of your hands on the floor; draw your hands, first one and then the other, toward

you, saying "Creep, creep, sir." If he attempts to get up hold his fore legs fast to the floor, saying "Careful, sir." As soon as he stops struggling, begin again. This is one of the easiest tricks for a dog to learn, and can be taught him in a very short time.

#### TO BE A DEAD DOG.

Take your dog by the fore shoulders; say to him "Be dead," and at the same time lay him down on his side. He will at first struggle to get up, but hold him fast, and when he is quiet take your hands from him. Work slowly and carefully. If he attempts to get up hold his head to the floor again. In a short time he will lie down upon his side at the word "dead." When you wish him to get up change your voice, and speak quickly, but not harshly, "That will do, sir," or "Dinner is ready," or "Beefsteak," or any word you wish, and after he has thoroughly learned the word he will not get up until you speak it.

#### TO BALANCE ON THE BACK OF A CHAIR.

Take a common bar-room chair—one with wide arms is best; coax your dog into it; take his fore paws and place them on the arm of the chair; pat and caress him as you proceed. Now get another chair, and place it about a foot from the first; stand on the outside of the chair, and coax him to come to you. He sometimes will jump over the arm; if he does, put him back again and speak out sharply, "Careful." Try him again. He will then probably put all his feet on the arm of a chair. If he does, take the second chair away, and step in front of him as quickly as possible; put your hand under his chin and steady him; gradually take your hand away, and pat and

caress him. If you have a small piece of meat to give him, so much the better; but never caress nor feed him unless he does right.

#### TO TEACH HIM TO WALTZ.

First teach him to stand up. Then take a piece of meat and hold it up above his head. If he jumps for it, take it out of his way, and give him a slight cuff on the ear. Now say to him "Stand up." If he obeys you, give him a small piece. Then hold another piece near his nose, and carry it around over his head, saying "Waltz." If he turns after it, give it to him. Try him so for several times; then make him turn two or three times before you reward him. Work this way for a short time, and he will waltz for you at the word without any reward.

We have now given a sufficient number of examples to set forth the important rules which govern the teaching of dogs. By an observance of these you may teach your dog to climb ladders, fetch things to you, carry baskets, roll over, lie down, shut doors, and an almost innumerable number of tricks. To teach the dog, however, you must have perfect control over your temper, never whip severely, and never get out of patience.

---

## DISEASES OF THE DOG

### ADMINISTERING MEDICINE.

We will commence this essay by giving directions how to administer medicine. If your dog is not large, you can manage him by yourself. Invert a bucket and sit on it; set the dog down on his haunches, be-

tween your legs, holding him with your knees; tie a cloth around his neck; this falling over his fore paws is pressed against his ribs by your knees; his fore legs, by this dodge, are "hors du combat." With the finger and thumb of one hand force open the jaws, elevating his head at the same time with the same hand. If a bolus, with the other hand pass it over the roots of his tongue, and give it a sharp poke downward; close the mouth, still holding up the head till you see it swallowed. If a draught, give a mouthful, close the mouth, hold up the head and stop the nostrils. Repeat this if the draught is too large to be taken at once. If the dog is very large you must have an assistant, else in his struggles he will upset you and the medicine too.

#### PHYSIC.

In giving a dog physic, be sure to keep him warm and dry, especially if you use calomel or mercurial preparations. Always remove him from his kennel and put him into a hospital apart from the rest, to prevent infection, as well as to insure the poor brute quietness. Study the appearance of the eyes, feet, nose, extremities, pulse, etc.

#### TO MAKE A BITCH INCLINED TO COPULATE.

Seven drops tincture of cantharides twice a day till effect is produced—about six days, probably.

#### MANGE.

Caused by dirty kennels, neglect, want of nourishing or improper food. CURE.—One oz. salts, if dog of moderate size; rub every third day, well into the skin, of the following mixture: Train oil (tanner's oil will do), one quart; spirits turpentine, one large wine glass full; sulphur sufficient to make thin paste; mix well;

let it stay on the animal two weeks, then wash well with Castile soap and warm water.

#### WORMS.

Cowhage, one-half drachm; tin filings (very fine), four drachms; make it into four or six balls, according to size of dog; one daily, and a few hours afterwards a purge of salts or aloes. Another remedy: Powdered glass, as much as will lie on a quarter of a dollar, mixed with lard. Repeat once or twice, alternate days; finish off with one or two drachms of socotrine aloes rolled up in tissue paper.

#### TO MAKE A DOG FINE IN HIS COAT.

A tablespoonful of tar and oatmeal; make bolus.

#### TO DESTROY LICE.

Sometimes the recipe for fleas will prove efficacious, yet not always; but a small quantity of mercurial ointment, reduced by adding hog's lard to it, say an equal quantity, rubbed along the back never fails; but the greater care must be taken to keep the animal warm and dry.

#### DISTEMPER.

Distemper is caused by low keep, neglect and change of atmosphere. Symptoms of this disease are as follows: Loss of spirit, activity and appetite; drowsiness, dullness of the eyes, lying at length with nose to the ground, coldness of extremities, legs, ears and lips; heat in head and body, running at the nose and eyes, accompanied by sneezing, emaciation, and weakness; dragging of hind quarters, flanks drawn in, diarrhœa, and sometimes vomiting. There are several recipes for this the worst of all diseases. One is better than



another, according to the various stages. The first, if taken at an early stage, seldom fails; half an ounce of salts in warm water, when first taken ill; thirty-six hours afterwards, ten grains compound powder of ipecacuanha in warm water. If in two days he is not better, take sixteen grains antimonial powder, made into four boluses, one night and morning for two days. If no improvement is visible, continue these pills, unless diarrhœa comes on, in which case you must use the ipecacuanha day about with the pills. If the animal is much weakened by this, give him one teaspoonful Huxam's tincture of bark three times a day. James' powder is almost a certain remedy—dose, four grains. In case of fits coming on, destroy the animal. The same may be said of paralysis. If this disease is taken in its early stages and attended to, and the dog kept warm, there is not much danger; otherwise it is very fatal.

#### BILIOUS FEVER

Is caused by want of exercise and too high feeding. Calomel, six or eight grains, or, in an obstinate case, turpeth mineral or yellow mercury, six to twelve grains in a bolus.

#### INFLAMMATION OF THE BOWELS.

Symptoms.—Dullness of appearance and eyes; loss of appetite; lying on the belly with outstretched legs; pulse much quickened; scratching up the bed into a heap, and pressing the belly on it; desire to swallow stones, coal or any cold substance not voidable; inclination to hide away. It is very dangerous, and requires active treatment. Bleed most freely until the dog faints away; clap a blister on the pit of the stomach. Give aloes fifteen grains, opium half a grain;

repeat the dose three times a day. Bleed after twelve hours if the pulse rises again, and continue dosing and bleeding till either the dog or the inflammation gives in. No half measures do in this case. If you get the upper hand there is no trouble; if not, it is fatal. Feed low, and attend carefully to prevent a relapse.

#### STAGGERS AND FITS.

This generally happens in warm weather. Throw water on them if convenient; if not, bleed in the neck, if you have lancets; if not, slit the ears with your knife (you can cause them to adhere together again), or run your knife across two or three bars next the teeth. Bitches coming off heat are more subject to this than dogs in good health.

#### BLEEDING.

You may readily bleed a dog in the jugular vein, by holding up his head, stopping the circulation at the base of the neck. Part the hair, and with the lancet make an incision, taking care not to stick him too deeply. If the animal rejoices in a heavy coat, it may be necessary to shave away the hair. From one to eight ounces are the quantities; use your own judgment.

#### CANKER IN THE EAR.

Wash well with soap and warm water; fill the ear with finely powdered charcoal or powdered borax. Clean out daily with sponge on stick and warm water, and repeat the dusting till it heals. Another remedy: Oak bark, one pound chopped fine and well boiled in soft water. When cold take of the decoction of bark, four ounces; sugar of lead, half a drachm, put a tea-

spoonful into the ear, night and morning, rubbing the root of the ear well to cause it to get well into the cavities. This is one of the best recipes in this book.

#### EXTERNAL CANKER OF THE EAR.

Butter of antimony, diluted in milk to the thickness of cream, will cure it; or red precipitate, half an ounce with two ounces of hog's lard, mixed well.

#### FOR A STRAIN.

Use Bertine's liniment, or one ounce of turpentine, half pint old beer, half pint brine, bathe the part and repeat, or sal ammonia one ounce, vinegar one pint.

#### BRUISES OR STRAINS OF LONG STANDING.

Gall and opodeldoc are excellent; shaved camphor, two ounces; spirits of wine, three quarters of a pint; shake well, and cork close, placing it near the fire until the camphor dissolves; then add a bullock's gall, shake well together; apply, rubbing it well into the part affected until it lathers.

#### DOG POISONED.

Give a teacupful of castor oil; after he has vomited well, continue to pour olive oil down his throat and rub his belly.

#### FLEAS.

Scotch snuff, steeped in gin, is infallible; but must be used with great care, and not above a teaspoonful of snuff to a pint of gin—as the cure, if overdone, is a deadly poison.

#### TORN EARS.

Laudanum and brandy, equal parts; mix well, and apply alternately with sweet oil.

## SWELLED TEATS.

Make pomade of camphorated spirit of brandy, and goose grease; apply two to three times daily.

## TO EXTRACT THORNS.

Cobbler's wax bound on to the place, or black pitch plaster, or a poultice, are equally good.

## FILMS OVER THE EYES.

Blue-stone or lunar caustic, eight grains; spring water, one ounce. Wash the eyes with it, letting a little pass in. Repeat this daily, and you will soon cure it.

## FILMS CAUSED BY THORN WOUNDS.

Rest the dog till perfectly headed over, washing with rose water. If much inflammation, bleed and foment with hot water, with a few drops of laudanum in it—about forty drops of laudanum to one ounce of water, or two grains of opium to one ounce of water—one as good as the other. Then apply four or five times the following wash: Super-acetate of lead, half drachm; rose water, six ounces.

## STRIPPING FEET.

Wash in bran and warm water with a little vinegar; afterward apply tincture of myrrh. Apply sweet oil before he goes out. If his feet are sore wash in buttermilk until better; then apply brine and vinegar, equal parts.

## WOUNDS.

Poultice for a day or two; then apply Friar's balsam, covering up the place.

FOR A GREEN WOUND.

Hog's lard, turpentine and beeswax, equal parts; verdigris, one-fourth part. Simmer over a slow fire till they are well mixed, and apply.

TO REDUCE THE TIME A BITCH IS IN HEAT.

Give her a little nitre in water, and a dose of calomel, four grains or thereabouts, followed by salts or aloes.

PURGATIVE MEDICINES.

Salts, one ounce; calomel, five grains; or socotrine aloes, two drachms—for a moderate sized dog.

# INDEX.

	PAGE
Ages of horses.....	119
Diseases and remedies.....	135
Appetite, to restore.....	166
Asthma.....	156
Bladder, inflammation of.....	146
Blistering liniment.....	169
Blood, to stop.....	160
Bog spavin.....	152
Bone spavin.....	159
Bowels, stoppage of.....	167
Breathing, the.....	136
Broken wind.....	156
Button farcy.....	163
Capillaries.....	141
Cleansing powder.....	161
Colic.....	161
Colic, spasmodic.....	143
Corns.....	172
Cough.....	164
Curb.....	151
Cuts.....	155
Diarrhœa.....	153
Directions.....	140
Distemper.....	158
Dropsy of muscles of chest.....	162
Dung, the.....	137
Ears, the.....	136
Enliven an old horse, to.....	161
Eyes, the.....	136
Eye wash.....	160
Farcy.....	168
Fatten old horses, to.....	161
Feeding and fitting trotters.....	175
Feet, the.....	137
Feet, packing the.....	173
Fistula.....	148
Fits.....	171
Founder.....	157
Galls.....	155
Grease.....	165

	PAGE
Diseases and remedies— <i>Continued.</i>	
Grease heel.....	162
Hair, to grow.....	155
Hair, the.....	137
Heaves.....	156, 172
Inflammation.....	140
Inflammation of the bladder.....	146
Inflammation of the bowels.....	144
Inflammation of the kidneys.....	146
Itch.....	156
Jaundice.....	172
Kidneys, inflammation of.....	146
Lampas.....	142
Lice.....	156
Liniment.....	172
Liniment, blistering.....	169
Lock-jaw.....	152
Lotion for mange.....	170
Lung fever.....	171
Lying down.....	138
Mange.....	156
Mange, lotion for.....	170
Medicated food.....	170
Mercurial ointment.....	167
Mouth, the.....	136
Nose, membrane of.....	136
Ointment, mercurial.....	167
Old horse, to brighten up.....	162
Old sores.....	160
Operations.....	173
Packing the feet.....	173
Physicking.....	163
Pleurisy.....	169
Pointing with the nose.....	139
Poll evil.....	148
Poultices.....	168
Pulse, the.....	135
Remedies and directions.....	140
Ringbone.....	159
Salve for man or beast.....	167

	PAGE		PAGE
Diseases and remedies— <i>Continued.</i>		Dogs— <i>Continued.</i>	
Scours .....	165	Teats, swelled .....	200
Scratches.....	162	Thorns, to extract.....	200
Shoulder lameness.....	149	Thorn wounds.....	200
Signs of disease.....	135	Torn ears.....	199
Skin, the.....	137	Worms.....	196
Sore mouth.....	142	Wounds .....	200
Sore throat.....	158	Shepherd dog, teaching.....	183
Sores .....	155	Trick dog, the.....	188
Spasmodic colic.....	143	To balance on chair-back....	193
Splint.....	150	To be a dead dog.....	193
Standing still.....	138	To creep.....	192
Stifle.....	167	To find things .....	192
Stocked or swollen legs. ...	164	To get into a chair.....	190
Strains and swellings.....	170-171	To go lame.....	191
Tetanus.....	152	To make a bow.....	189
Thrush. ....	160	To run on forward legs.....	191
Tonics.....	167	To sit down .....	189
Trade a heavy horse, to.....	161	To sit up.....	189
Trotters, feeding and fitting....	175	To sit on a stool.....	192
Uneven teeth.....	142	To stand up.....	190
Water, the.....	138	To waltz. ....	194
Watering and feeding.....	174	Watch dog, the.....	187
Wind, broken.....	156	Education and training.....	71
Wolf teeth.....	143	Accustom to umbrella, to .....	82
Worms.....	145	Balky horse, to start.....	89
Dogs:		Balky horses.....	105
Diseases and Remedies.....	183	Biters.....	107
Administering medicine.. ...	194	Biting the colt .....	103
Bilious fever.....	197	Bonaparte bridle.....	81
Bleeding.....	198	Breaking and training colts....	73
Canker in the ear.....	198	Characteristics of horses.....	72
Congress, to induce.....	195	Check-rein, abuse of.....	99
Distemper .....	196	Colt, how to mount a... ..	93
External canker .....	199	Double safety rope.....	79
Films over the eyes.....	200	Driving the colt.....	105
Fine coat, to make.....	196	Eureka bridle.....	78
Fleas .....	199	Familiarizing to objects ...	102, 104
Green wounds.....	201	First lesson, colt-driving.....	77
Heat, to reduce time in.....	201	General hints.....	108
Inflammation of the bowels..	197	Giving medicine .....	96
Lice, to destroy.....	196	Gleason's surcingle.....	80
Mange.....	195	Harnessing colt.....	76
Old bruises or strains.....	199	Honesty and kindness.....	102
Physic.....	195	" Horse tamers".....	92
Poisoned.....	199	Jumping fences, to prevent ...	83
Purgative medicines.....	201	Kicking in stable, to prevent...	89
Staggers and fits.....	198	Knee-pads.....	81
Strains .....	199	Medicine, giving.....	96
Stripping feet.....	200	Methods given to public.....	100

	PAGE		PAGE
Education and training— <i>Continued.</i>		Gleason— <i>Continued.</i>	
Nature of the horse.....	101	Experiences:	
Passive treatment.....	98	Little York, dinner at .....	32
Pawing in stall, to prevent.....	88	Long Island.....	40
Pullers and luggers.....	90	Maryland.....	34, 41
Putting out tongue.....	107	Massachusetts.....	20, 56
Riding bridle for kickers.....	98	Minnesota.....	40
Runaway horse, to stop.....	89	New Jersey.....	22, 28, 29, 30, 41
Shoeing kicking horse .....	85	New York State.....	20, 29, 39, 45, 53
Simple riding bridle .....	97	55.	
Standing quietly.....	95	New York City.....	67
Starting a horse. ....	95	North Carolina.....	35
Tail-switching, remedy.....	84	Ohio.....	39
Taking up front feet.....	94	Pennsylvania.....	22, 25, 30, 39, 42
Talk to your horses.....	93	Philadelphia.....	25
Teaching colt to back.....	103	South Carolina.....	36
Throwing and subduing .....	87	Tennessee.....	38
Training enclosure.....	74	Vermont.....	17
Training, hints on .....	101	Virginia.....	35, 41
Training to harness .....	103	Wisconsin.....	40
Treatment, passive.....	98	Father and mother.....	9-13
Use intelligent means.....	102	First tall hat.....	24
Whip, use of.....	92	Manager of a stock farm.....	49
"Whoa!".....	91	"Resolute".....	25-27
Gleason, life of.....	9	Return to lecturing.....	52
Begins lecturing.....	17	Richardson, Geo. P.....	58
Birth and early life.....	14	Rockwell, A. H. ....	17, 18, 22, 23, 24
Chester <i>Evening News</i> .....	42	Second lecturing tour.....	20
Childs, Geo. W.....	26	Steiner, T. A.....	44, 45
Cody, William F.....	45	Tarbell, John S.....	22
Coup, W. C.....	38, 52	Topsy, his mare.....	18
Early Western life.....	15, 16	Wilder, Prof. D.....	18
Eureka bridle.....	28	Williams, Prof. C. H. C.....	17, 65
Experiences:		Harness, to clean and oil.....	176
Boston.....	56	Ladies' equestrianism.....	177
Boston <i>Herald</i> .....	59	Breaking a lady's saddle horse.....	178
Brooklyn.....	40	Dismounting a lady .....	182
Buffalo.....	49	Helping a lady mount.....	180
Canada .....	53	Horses for ladies' riding.....	178
Chicago .....	47	Riding-gear for ladies.....	177
Chicago <i>Horseman</i> .....	47	Use of the crutches.....	181
Chicago <i>Tribune</i> .....	48	Scientific horseshoeing.....	123
Colorado .....	40	Bars of foot not to be destroyed.....	125
Connecticut .....	19, 30, 56	Blacksmiths should pass an ex-	
Delaware .....	28, 42	amination.....	128
Driving Rysdyk.....	58	Contracted hoofs.....	130
Georgia .....	37	Corns on horses .....	129
Illinois .....	40	Don't file the crust. ....	125
Iowa.....	40	Don't rasp outside.....	125
Kentucky.....	38	Foot to be cut level.....	124



	PAGE		PAGE
Scientific horseshoeing— <i>Continued.</i>		Scientific horseshoeing— <i>Continued.</i>	
Frog, its functions.....	126	Shoes not to remain on too long	129
Frog must be even with bottom		Thrush.....	132
of shoe.....	124	Toe-crack.....	132
Horses and mules in U. S.....	128	True way.....	124
Hose not to be used when legs		Usual wrong way.....	123
are warm.....	132	Weight of shoes.....	127
Ignoramuses shoeing.....	128	Teaching horses tricks.....	111
Mischief from bad shoeing.....	129	General remarks.....	111
Nails.....	131	To come at a signal.....	112
Overreaching.....	130	To kiss you.....	116
Quacks.....	131	To lie down.....	114
Quarter-cracks.....	131	To make a bow.....	113
Shoe to be put on cold.....	127	To say no.....	114
Shoe to fit foot, not foot to fit		To shake hands.....	117
shoe.....	127	To sit up.....	115

#

*Valuable Works on Horses, Dogs, etc.*

<b>Riley, H.</b>	On the Mule. 12mo...	1.50
<b>Russell.</b>	Scientific Horse-Shoeing.....	1.00
<b>Saddle Horse, The.</b>	Complete Guide to Riding and Training....	1.00
<b>Simple Ailments of Horses.</b>	12mo. ....	1.50
<b>Stewart, R.</b>	American-Farmer's Horse Book. 8vo .....	3.00
<b>Stillman, J. D. B.</b>	The Horse in Motion. Instantaneous Views. 4to	10.00
<b>Stonehenge.</b>	Every Horse Owner's Cyclopædia. 8vo.....	3.75
—	On the Horse in the Stable and the Field. English Edition. 8vo.....	3.50
—	On the Horse in the Stable and the Field. American Edition. 12mo.....	2.00
<b>Woodruff.</b>	The Trotting Horse in America, 12mo..	2.50
<b>Youatt, W.</b>	The Horse; Revised by Watson. 8vo.....	2.00
<b>Youatt &amp; Skinner.</b>	The Horse. 8vo.....	1.75
<b>Youatt &amp; Spooner.</b>	" " 12mo.....	1.50

<b>Breaking and Training Dogs,</b>	by Pathfinder.....	2.00
<b>Burgess.</b>	American Kennel and Sporting Field. 8vo .....	3.00
<b>Dalziel, H.</b>	British Dogs, Varieties, Breeding, etc. 12mo .....	4.00
—	Diseases of Dogs. 12mo.....	.80
<b>Dogs of Great Britain, America, and Other Countries,</b>	Compiled from Stonehenge and other Standard Writers. The most Complete Work ever Published on the Dog. 12mo .....	2.00
<b>Forester, F.</b>	The Dog, by Dinks, Mayhew, and Hutchinson. 8vo...	3.00
<b>Floyd, Wm.</b>	Hints on Dog Breaking. 12mo.....	.50
<b>Hallock, C.</b>	Dog Fanciers' Directory and Medical Guide. 18mo.....	.25
<b>Hammond, S.</b>	Dog Training. 12mo .....	1.00
<b>Heatley, C. S.</b>	Our Dogs and Their Diseases. 12mo.....	1.25
<b>Hill, J. W.</b>	Management and Diseases of the Dog. 12mo.....	2.00
<b>Hooper, J. J.</b>	Dog and Gun. Paper 30c. Cloth .....	.60
<b>Hutchinson, G. N.</b>	Dog Breaking. 8vo .....	3.00
<b>Idstone.</b>	The Dog. Illustrated. 12mo.....	1.25
<b>Laverack, E.</b>	The Setter. 4to .....	3.00
<b>Liautard.</b>	On Hydrophobia .....	.75
<b>Mayhew, E.</b>	Dogs; Their Management. 16mo.....	.75
<b>Points for Judging Different Varieties of Dogs.</b>	Paper .....	.50
<b>Richardson.</b>	Dogs; Their Origin and Varieties. Paper 30c. Cloth .....	.60
<b>Shaw, T. Vero.</b>	Illustrated Book of the Dog. 4to.....	8.00
<b>Stables, Gordon.</b>	Our Friend the Dog. 8vo.....	3.00
—	Practical Kennel Guide.....	1.50
—	Ladies' Dogs as Companions.....	2.00
<b>Stonehenge.</b>	The Dog in Health and Disease. 8vo..	3.00
—	Dogs of the British Islands. 8vo.....	6.00
—	The Greyhound.....	5.50
<b>Youatt.</b>	On the Dog. 8vo.....	2.50

**O. JUDD CO.,**

**DAVID W. JUDD, Pres't.**

**751 BROADWAY, NEW YORK.**



# The American Agriculturist

FOR THE

Farm, Garden, and Household.

Established in 1842.

The Best and Cheapest Agricultural Journal in the World.

SUBSCRIPTION TERMS:

**\$1.50 a year (postage included); Single numbers, 15 cents.**

## AMERIKANISCHER AGRICULTURIST.

The only purely Agricultural German paper in the United States, and the best in the world. It contains all of the principal matter of the English Edition, together with special departments for German cultivators, prepared by writers trained for the work. Terms same as for the "American Agriculturist."

## BOOKS FOR FARMERS AND OTHERS.

Send ten cents for our new handsomely illustrated and descriptive Catalogue of Books on all branches of Agriculture, Horticulture, Architecture, etc. All books comprised in this Catalogue will be mailed pre-paid on receipt of the price named. Our abridged descriptive Catalogue of Books will be sent free on application.

## Books on Out-Door Sports and Pastimes.

Send five cents for our new and elegantly gotten up SPORTSMAN'S COMPANION, containing brief descriptions or outlines of nearly one hundred and eighty works upon legitimate Out-door Sports and Amusements, and illustrated with a great number of engravings, many of them drawn from life, and faithfully portraying the points and characteristics of game, birds, fishes, horses, dogs, etc., etc.

O. JUDD CO.,

DAVID W. JUDD, Pres't.

751 BROADWAY, NEW YORK.













